

TREASURE GARDEN

AKZ CANTILEVERS

13' AKZ	6-7
10'x13' AKZRT	8-9
11.5' AKZSQ	10-11
11' AKZ	12-13
10' AKZSQ	14-15

AG CANTILEVERS

11' AG28	20-21
10' AG19	22-23
8.5' AG19SQ	24-25

SHANGHAI

10' USA459	28-29
------------	-------

STARLIGHT

11' Starlight Collar Tilt	32-33
9' Starlight Collar Tilt	34-35

ALUMINUM

11' Collar Tilt	38-39
9' Collar Tilt	40-41
11' Auto Tilt	42-43
9' Auto Tilt	44-45
8'x10' Auto Tilt	46-47
8'x11' Crank Lift	48-49
9' Push Button Tilt	50-51
7.5' Push Button Tilt	52-53
6' Push Button Tilt	54-55

WOOD

9' Quad Pulley Lift	58-59
---------------------	-------

COMMERCIAL

9' Commercial	62-63
7.5' Commercial	64-65
7' Commercial	66-67

ACCESSORIES

Umbrella Bases	70-75
Umbrella Lights	79
Outdoor Rug Collection	82-89
Protective Furniture Cover Collection	92-97

PRODUCT INFORMATION

2016 Fabric Collection	110-115
2016 Fabric Index	116-117
Replacement Canopy/Parts	118-119
TG Custom	120
TG Direct	121
TGEX "Quick-Ship"	122-123
Cantilever "Quick-Ship"	124-125
Terms & Conditions	150-152
Guarantee/Warranty	153

MERCHANDISING

Good/Better/Best	100-101
Designer Cover Collection	102-103
Merchandising Display Stands	104-105
Science behind Shade	106-107

SHADEMAKER COMMERCIAL

Libra	128-129
Astral-TC	130-131
Nova	132-133
Orion	134-135
Galaxy	136-137
Sirius	138-139
Polaris	140-141
Mount Kits/Bases	142-146
Shademaker Base Weight Guide	147
Shademaker Fabric Collection	148-149



COLLECTIONS

2016

For more than 30 years, Treasure Garden® has been leading the shade industry.



Since 1984, Treasure Garden has manufactured the widest selection of shade products in the world. We offer more than 25,000 variations of shade solutions and accessories. From our state-of-the-art Cantilevers and Collar Tilt collections, Treasure Garden has a perfect shade solution for your outdoor environment.

Founder, Oliver Ma began his manufacturing experience at an early age by apprenticing and mastering the craft of umbrella construction. His uncompromising attention to detail and strong work ethic, laid the groundwork for the successful formation of Treasure Garden.



Manufacturing Campus - Ningbo, China

Facilities

Our Southern California facility in Baldwin Park, as well as both our state-of-the-art facilities in Ningbo and Qingdao, China are integral parts of our business operation and point of service.

Passion and Dedication

The 3,500 employees who share in the same vision on a daily basis and their attention to detail enables Treasure Garden to continue to be *"The World's Favorite Shade"*.

Good, Better, Best Program

Treasure Garden's strengths are many. One of the keys to success is our GOOD/BETTER/BEST program. It's a comprehensive and well designed program of frames and fabrics to be able to market and sell better shade to the marketplace. Treasure Garden has always been the leader in fabric color trends, frame finishes and styles features. We are proud to hold the title of the vendor with the largest volume and highest gross margin in our industry for most of our dealers today.

Leadership

Treasure Garden is a one source vendor in our industry. From our Collar Tilt Aluminum Markets to the AKZ Cantilever styles. Treasure Garden offers a comprehensive Program of outdoor accessories – from bases, lights, protective furniture covers and outdoor rugs.





Shown:

Umbrella:
UM8103



7816 - Tango Glacier  **DOCRIL**

Rug:

RS-177-154-80 (7'10" x 10')

Charleston - Spa

AKZ Cantilever Collection

13' AKZ Cantilever

10'x13' AKZRT Cantilever

11.5' AKZSQ Cantilever

11' AKZ Cantilever

10' AKZSQ Cantilever

Shown:

Umbrella:

AKZSQ115T

6648 Signal Crimson Stripe



EXCLUSIVE

Base:

BASE-13-09

Rug:

RS-901-395-80 (7'10" x 10')

Tweed - Ebony & Charcoal





13' AKZ Cantilever Octagon Series


2
YEAR
WARRANTY



Tilts at 18°, 36° and 54° angles.





Convenient foot pedal to easily rotate canopy.



A full 360° rotation.

Shown:

Item No.: AKZ13-00DV

Fabric:  58014 Volt Emerald 

Base: BASE-13-00 (Base option sold separately)

Item No.:

AKZ13-00D Bronze

AKZ13-09D Black

AKZ13-5TD Platinum

Specifications:

Size 13'

Ribs 8

Shape Octagon

Height w/Base 123.82" Closed
120.2" Opened

Pole Dia. 3.86" x 2.56"

Vents DWV

Lift Crank

Tilt Left: 18°/36°/54°
Right: 18°/36°/54°

Weight DWV 94.6 lbs.
DWV-V 95.6 lbs.

Cube 12



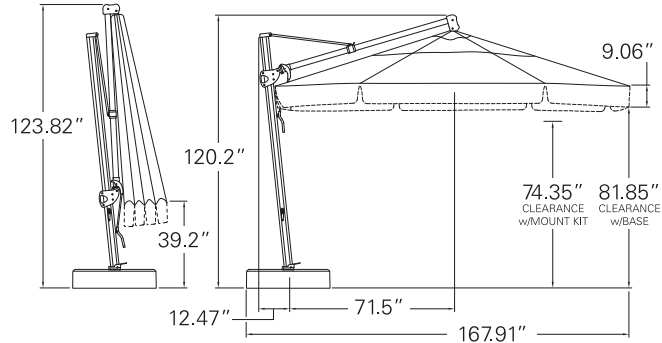
Built-in **Light Adapter** to fit Treasure Garden Lights.

TGCustom
Custom-Made Umbrellas

13' AKZ Cantilever Octagon



Shown without valance option



Price includes: Frame and canopy only

GRADE	DWV	DWV w/Valance	DC9/DC10
A+			
A			
C / COM+			
D	n/a		n/a

CONTACT DEALER FOR MORE INFORMATION

NOTE: +COM - Customer's Own Material. Please use COM Requirement Form on page 154
 DWV - Double Wind Vent | Valance - Optional | Designer Cover - DC9 / DC10 style only
 (See pages 102-103 for DC ordering information)

- Item No.:**
AKZ13-00D
 Bronze
- AKZ13-09D**
 Black
- AKZ13-5TD**
 Platinum

Base Options:

AKZ13 Base




BASE-13-0_
Includes: Base frame & base cover, w/(4) add-on weights. Base holds up to 400 lbs. of sand (*sand not included*).
Colors Black or Bronze only
Size 34" x 34" x 7.5"
Weight 73 lbs.
Cube 7

Concrete Mount Kit



AMK-C
Diameter: 8.5" **Weight:** 8 lbs.
Cube: 0.22
Case Pack: 5 **Case Weight:** 43 lbs.
Case Cube: 1.1

In-Ground Mount Kit



AMK-G
Diameter: 8.5" **Depth:** 19.75"
Weight: 20 lbs. **Cube:** 1.15
Case Pack: 4 **Case Weight:** 88 lbs.
Case Cube: 4.5

Wood Mount Kit



AMK-W
Diameter: 8.5" **Weight:** 14 lbs.
Cube: 0.22
Case Pack: 5 **Case Weight:** 71 lbs.
Case Cube: 1.1

Options:

VALANCE

Add "V" to the Item No. - Example: **AKZ13-09DV**

ACCESSORIES

UMBRELLA LIGHTS

VEGA Large **VEGA-L-0_** page 79

REPLACEMENT PARTS

Protective Cover - AKZ Style **CP920** page 97
 Canopy **C813RD** [+ Fabric #] page 118
 Canopy w/Valance **C813RDV** [+ Fabric #] page 118
 Frame **AKZ13-0_**

Features:

- 100% Kevlar Mesh Lift Cord for added strength and durability
- Rotates 360°
- Includes Protective Cover

Notes:

Optional Valance not recommended with use of Mount Kits (Mount Kit reduces the canopy clearance by 7.5").
Instructional video available on this style at treasuregarden.com

Shipping Information:



10'x13' AKZRT Cantilever Rectangle Series




Tilts at 18°, 36° and 54° angles.



Convenient foot pedal to easily rotate canopy.



A full 360° rotation.



Built-in **Light Adapter** to fit Treasure Garden Lights.

Shown:

Item No.: AKZRT-5T
 Fabric: 7816 Tango Glacier
 Base: BASE-13-09 (Base option sold separately)

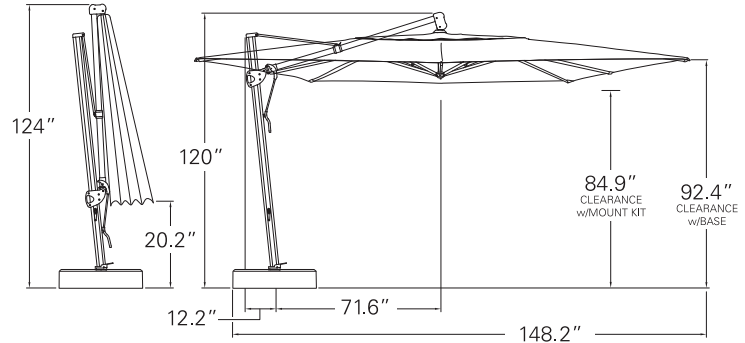
Item No.:

AKZRT-00	Bronze
AKZRT-09	Black
AKZRT-5T	Platinum

Specifications:

Size	10'x13'	Vents	SWV
Ribs	8	Lift	Crank
Shape	Rectangle	Tilt	Left: 18°/36°/54° Right: 18°/36°/54°
Height w/Base	124" Closed 120" Opened	Weight	SWV 95 lbs.
Pole Dia.	3.86" x 2.56"	Cube	12

10'x13' AKZRT Cantilever Rectangle



Item No.:
AKZRT-00
Bronze



AKZRT-09
Black



AKZRT-5T
Platinum

Price includes: Frame and canopy only

GRADE	SWV
A+	
A	
C / COM+	
D	n/a

CONTACT DEALER FOR MORE INFORMATION

NOTE: +COM - Customer's Own Material. Please use COM Requirement Form on page 154
SWV - Single Wind Vent

NOTE: STRIPED FABRICS NOT AVAILABLE ON THIS STYLE.

Base Options:

AKZ13 Base




BASE-13-0_
Includes: Base frame & base cover, w/(4) add-on weights. Base holds up to 400 lbs. of sand (*sand not included*).
Colors Black or Bronze only
Size 34" x 34" x 7.5"
Weight 73 lbs.
Cube 7

Concrete Mount Kit



AMK-C
Diameter: 8.5" **Weight:** 8 lbs.
Cube: 0.22
Case Pack: 5 **Case Weight:** 43 lbs.
Case Cube: 1.1

In-Ground Mount Kit



AMK-G
Diameter: 8.5" **Depth:** 19.75"
Weight: 20 lbs. **Cube:** 1.15
Case Pack: 4 **Case Weight:** 88 lbs.
Case Cube: 4.5

Wood Mount Kit



AMK-W
Diameter: 8.5" **Weight:** 14 lbs.
Cube: 0.22
Case Pack: 5 **Case Weight:** 71 lbs.
Case Cube: 1.1

Options:

ACCESSORIES

UMBRELLA LIGHTS

VEGA Large

VEGA-L-0_ page 79

REPLACEMENT PARTS

Protective Cover - AKZ Style
Canopy

CP920 page 97
CAKZRT [+ Fabric #] page 118

Frame

AKZRT-__

Features:

- 100% Kevlar Mesh Lift Cord for added strength and durability
- Rotates 360°
- Includes Protective Cover

Note:

Instructional video available on this style at treasuregarden.com

Shipping Information:




11.5' AKZSQ Cantilever Square Series



Tilts at 18°, 36° and 54° angles.



Convenient foot pedal to easily rotate canopy.



A full 360° rotation.

Shown:

Item No.: AKZSQ1109
 Fabric: 6447 Surf outdura
 Base: BASE-13-09 (Base option sold separately)

Item No.:

AKZSQ1100	Bronze
AKZSQ1109	Black
AKZSQ115T	Platinum

Specifications:

Size	11.5'
Ribs	8
Shape	Square
Height w/Base	124" Closed 120" Opened
Pole Dia.	3.86" x 2.56"

Vents	SWV
Lift	Crank
Tilt	Left: 18°/36°/54° Right: 18°/36°/54°
Weight	SWV 96 lbs. SWV-V 97 lbs.
Cube	12

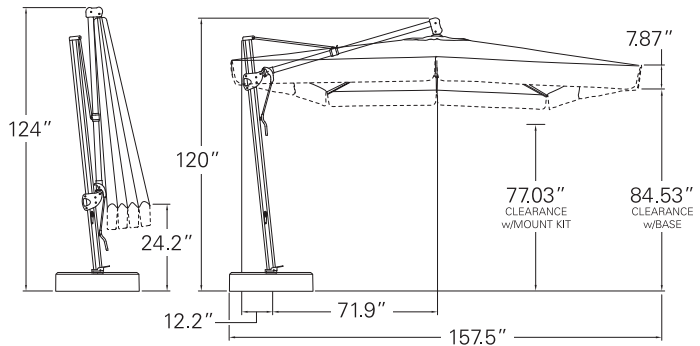


Built-in **Light Adapter** to fit Treasure Garden Lights.

11.5' AKZSQ Cantilever Square



Shown with valance option



Item No.:
AKZSQ1100
Bronze



AKZSQ1109
Black



AKZSQ115T
Platinum

Price includes: Frame and canopy only

GRADE	SWV	SWV w/Valance DC10
A+		
A		
C / COM+		
D	n/a	n/a

CONTACT DEALER FOR MORE INFORMATION

NOTE: +COM - Customer's Own Material. Please use COM Requirement Form on page 154
SWV - Single Wind Vent | Valance - Optional | Designer Cover - DC10 style only
(See pages **102-103** for DC ordering information)

Base Options:

AKZ13 Base




BASE-13-0_
Includes: Base frame & base cover, w/(4) add-on weights. Base holds up to 400 lbs. of sand (*sand not included*).
Colors Black or Bronze only
Size 34" x 34" x 7.5"
Weight 73 lbs.
Cube 7

Concrete Mount Kit



AMK-C
Diameter: 8.5" **Weight:** 8 lbs.
Cube: 0.22
Case Pack: 5 **Case Weight:** 43 lbs.
Case Cube: 1.1

In-Ground Mount Kit



AMK-G
Diameter: 8.5" **Depth:** 19.75"
Weight: 20 lbs. **Cube:** 1.15
Case Pack: 4 **Case Weight:** 88 lbs.
Case Cube: 4.5

Wood Mount Kit



AMK-W
Diameter: 8.5" **Weight:** 14 lbs.
Cube: 0.22
Case Pack: 5 **Case Weight:** 71 lbs.
Case Cube: 1.1

Options:

VALANCE

Add "V" to the Item No. - Example: **AKZSQ1100V**

ACCESSORIES

UMBRELLA LIGHTS

VEGA Large **VEGA-L-0_** page 79

REPLACEMENT PARTS

Protective Cover - AKZ Style **CP920** page 97
Canopy **C812SQ** [+ Fabric #] page 118
Canopy w/Valance **C812SQV** [+ Fabric #] page 118

Frame **AKZSQ11_**

Features:

- 100% Kevlar Mesh Lift Cord for added strength and durability
- Rotates 360°
- Includes Protective Cover

Notes:

Optional Valance not recommended with use of Mount Kits (Mount Kit reduces the canopy clearance by 7.5").
Instructional video available on this style at treasuregarden.com

Shipping Information:



11' AKZ Cantilever


Octagon Series



Tilts at 18°, 36° and 54° angles.



Convenient foot pedal to easily rotate canopy.



A full 360° rotation.

Shown:

Item No.: AKZ-00DV

Fabric: DC9 style - 6458 Clover outdura / 6628 Courtyard Beach Stripe outdura

Base: BASE-AKZ-00 (Base option sold separately)

Item No.:

AKZ-00D Bronze

AKZ-09D Black

AKZ-5TD Platinum

Specifications:

Size 11'

Ribs 8

Shape Octagon

Height w/Base 116.14" Closed
117.72" Opened

Pole Dia. 3.86" x 2.56"

Vents DWV

Tilt Left: 18°/36°/54°
Right: 18°/36°/54°

Weight DWV 88 lbs.
DWV-V 89 lbs.

Cube 10

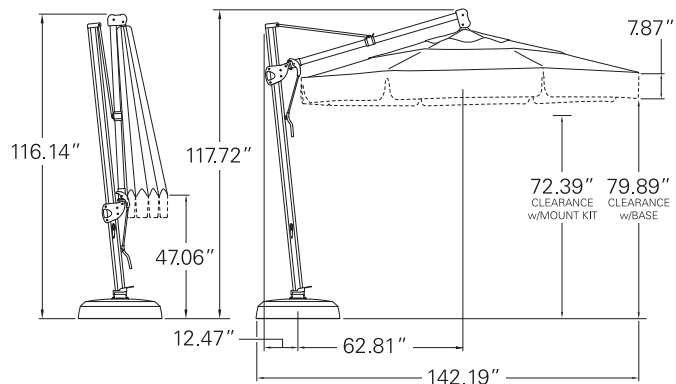


Built-in **Light Adapter** to fit Treasure Garden Lights.



Shown without valance option

11' AKZ Cantilever Octagon




Price includes: Frame and canopy only

GRADE	DWV	DWV w/Valance DC9/DC10
A+		
A		
C / COM+		
D	n/a	n/a

CONTACT DEALER FOR MORE INFORMATION

NOTE: +COM - Customer's Own Material. Please use COM Requirement Form on page 154
 DWV - Double Wind Vent | Valance - Optional | Designer Cover - DC9 / DC10 style only
 (See pages 102-103 for DC ordering information)

- Item No.:**
-  **AKZ-00D**
Bronze
 -  **AKZ-09D**
Black
 -  **AKZ-5TD**
Platinum

Base Options:

AKZ13 Base



BASE-13-0_
Includes frame, base cover, w/(4) add-on weights. Base holds up to 400 lbs. of sand (*sand not included*).
Colors: Black or Bronze only
Size: 34" x 34" x 7.5"
Weight: 73 lbs. **Cube:** 7

AKZ Base (Standard)




BASE-AKZ-0_
Includes base shell & lid. Holds up to 200 lbs. of sand (*sand not included*).
Colors: Black or Bronze only
Size: 32" x 32" x 7.5"
Weight: 38 lbs. **Cube:** 6

Concrete Mount Kit



AMK-C
Diameter: 8.5" **Weight:** 8 lbs.
Cube: 0.22
Case Pack: 5 **Case Weight:** 43 lbs.
Case Cube: 1.1

In-Ground Mount Kit



AMK-G
Diameter: 8.5" **Depth:** 19.75"
Weight: 20 lbs. **Cube:** 1.15
Case Pack: 4 **Case Weight:** 88 lbs.
Case Cube: 4.5

Wood Mount Kit



AMK-W
Diameter: 8.5" **Weight:** 14 lbs.
Cube: 0.22
Case Pack: 5 **Case Weight:** 71 lbs.
Case Cube: 1.1

Options:

VALANCE

Add "V" to the Item No. - Example: **AKZ-00DV**

ACCESSORIES

UMBRELLA LIGHTS

VEGA Large

VEGA-L-0_ page 79

REPLACEMENT PARTS

Protective Cover - AKZ Style

CP920 page 97

Canopy

C811RD [+ Fabric #] page 118

Canopy w/Valance

C811RDV [+ Fabric #] page 118

Frame

AKZ-0_

Features:

- 100% Kevlar Mesh Lift Cord for added strength and durability
- Rotates 360°
- Includes Protective Cover

Notes:

Optional Valance not recommended with use of Mount Kits (Mount Kit reduces the canopy clearance by 7.5").
Instructional video available on this style at treasuregarden.com

Shipping Information:




10' AKZSQ Cantilever Square Series



Tilts at 18°, 36° and 54° angles.



Convenient foot pedal to easily rotate canopy.



A full 360° rotation.

Shown:


Item No.: AKZSQ-5T
 Fabric: 57000 Blush sunbrella
 Base: BASE-AKZ-09 (Base option sold separately)

Item No.:

AKZSQ-00	Bronze
AKZSQ-09	Black
AKZSQ-5T	Platinum

Specifications:

Size	10'x10'	Vents	SWV
Ribs	8	Lift	Crank
Shape	Square	Tilt	Left: 18°/36°/54° Right: 18°/36°/54°
Height w/Base	118.52" Closed 119.16" Opened	Weight	SWV 88 lbs. SWV-V 89 lbs.
Pole Dia.	3.86" x 2.56"	Cube	10



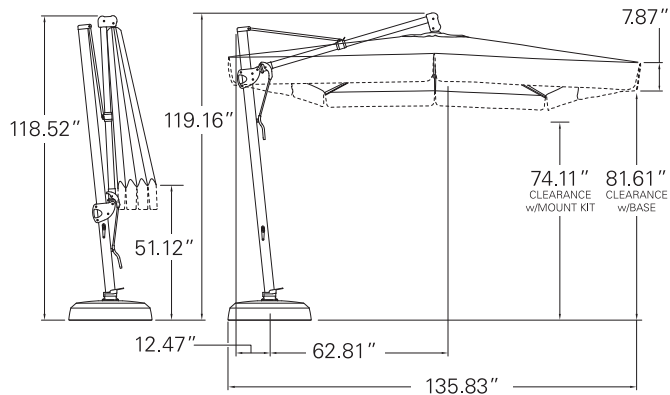
Built-in **Light Adapter** to fit Treasure Garden Lights.



10' AKZSQ Cantilever Square



Shown with valance option



Price includes: Frame and canopy only

GRADE SWV SWV w/Valance | DC10

A+

A

C / COM+

D

CONTACT DEALER FOR MORE INFORMATION

n/a

n/a

NOTE: +COM - Customer's Own Material. Please use COM Requirement Form on page 154
 SWV - Single Wind Vent | Valance - Optional | Designer Cover - DC10 style only
 (See pages 102-103 for DC ordering information)

Item No.:

AKZSQ-00
Bronze



AKZSQ-09
Black



AKZSQ-5T
Platinum



Base Options:

AKZ13 Base




BASE-13-0_
Includes frame, base cover, w/(4) add-on weights. Base holds up to 400 lbs. of sand (*sand not included*).
Colors: Black or Bronze only
Size: 34" x 34" x 7.5"
Weight: 73 lbs. **Cube:** 7

AKZ Base (Standard)




BASE-AKZ-0_
Includes base shell & lid. Holds up to 200 lbs. of sand (*sand not included*).
Colors: Black or Bronze only
Size: 32" x 32" x 7.5"
Weight: 38 lbs. **Cube:** 6

Concrete Mount Kit



AMK-C
 Diameter: 8.5" **Weight:** 8 lbs.
 Cube: 0.22
 Case Pack: 5 **Case Weight:** 43 lbs.
 Case Cube: 1.1

In-Ground Mount Kit



AMK-G
 Diameter: 8.5" **Depth:** 19.75"
 Weight: 20 lbs. **Cube:** 1.15
 Case Pack: 4 **Case Weight:** 88 lbs.
 Case Cube: 4.5

Wood Mount Kit



AMK-W
 Diameter: 8.5" **Weight:** 14 lbs.
 Cube: 0.22
 Case Pack: 5 **Case Weight:** 71 lbs.
 Case Cube: 1.1

Options:

VALANCE

Add "V" to the Item No. - Example: **AKZSQ-09V**

ACCESSORIES

UMBRELLA LIGHTS

VEGA Large

VEGA-L-0_ page 79

REPLACEMENT PARTS

Protective Cover - AKZ Style

Canopy

Canopy w/Valance

CP920 page 97

C811SQ [+ Fabric #] page 118

C811SQV [+ Fabric #] page 118

Frame

AKZSQ-0_

Features:

- 100% Kevlar Mesh Lift Cord for added strength and durability
- Rotates 360°
- Includes Protective Cover

Notes:

Optional Valance not recommended with use of Mount Kits (Mount Kit reduces the canopy clearance by 7.5").
Instructional video available on this style at treasuregarden.com

Shipping Information:



Truck only

AKZ Cantilever Mount Options

OPTIONAL VALANCE NOT RECOMMENDED WITH USE OF MOUNT KITS
(MOUNT KITS REDUCES THE CANOPY CLEARANCE BY 7.5")

Our AKZ Mount Kit options open up a world of opportunities for large shade. The AKZ's can be mounted 3 ways – Concrete, In-Ground and Wood Decks. Imagine the possibilities!



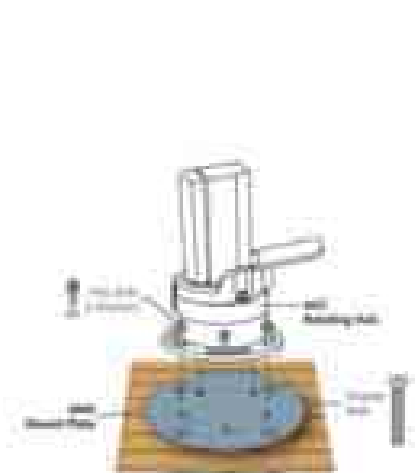
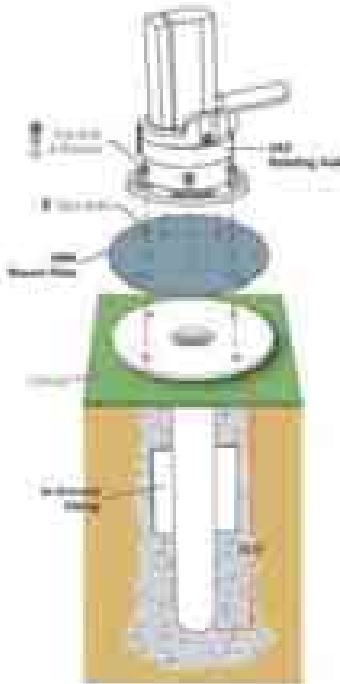
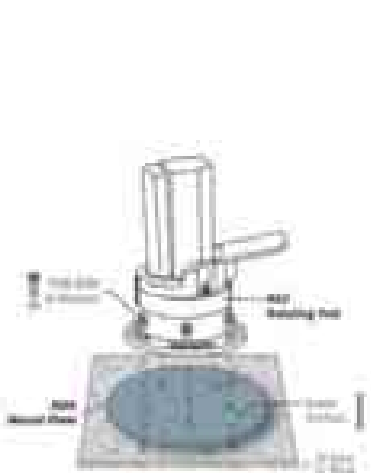
Concrete Mount



In-Ground Mount



Wood Mount



Mount Kits		Diameter	Depth	Weight	Cube	Case Pack	Case Weight	Case Cube
Concrete Mount Kit	AMK-C	8.5"	n/a	8 lbs.	0.22	5	43 lbs.	1.1
In-Ground Mount Kit	AMK-G	8.5"	19.75"	20 lbs.	1.15	4	88 lbs.	4.5
Wood Mount Kit	AMK-W	8.5"	n/a	14 lbs.	0.22	5	71 lbs.	1.1

**CONTACT DEALER
FOR MORE
INFORMATION**

DISCLAIMER: The AKZ mount kit should only be professionally installed by a licensed contractor. Treasure Garden® assumes no liability and expressly disclaims any responsibility for injuries or damages arising from or related to the failure of buyer to have the AKZ mount kit installed by a licensed professional contractor. Treasure Garden makes no warranty except as expressly stated herein, and no warranty except Title to Materials furnished shall be implied with respect to this order.

DISCLAIMER OF WARRANTIES: Except as herein expressly set forth, this product is sold "as is" and "with all faults", and without any implied warranty of merchantability – which warranty is hereby expressly excluded. This product is sold without any implied warranty of fitness for a particular purpose – which warranty is hereby expressly excluded. Moreover, there are no warranties which extend beyond the description on the face hereof.



Mount Option:
AMK-C Concrete Mount Kit



Mount Option:
AMK-G In-Ground Mount Kit



Mount Option:
AMK-W Wood Mount Kit

Cantilever Collection

11' AG28 Cantilever

10' AG19 Cantilever

8.5' AG19SQ Cantilever

Shown:

Umbrella:

AG28-00D

5403 Jockey Red 

Base:

BASE-AG-00

Rug:

RS-556-060-80 (7'10" x 10')

Linen - Caramel Macchiato





11' AG28 Cantilever


Octagon Series



1
YEAR
WARRANTY



100
sq. ft. coverage



A full 360° rotation.

Shown:

Item No.: AG28-00DV

Fabric: DC10 style - 56095 Astoria Sunset Stripe  / 5488 Teak 

Base: BASE-AG-00 (Base option sold separately)

Item No.:

AG28-00D Bronze

AG28-09D Black

Specifications:

Size 11'

Ribs 8

Shape Octagon

Height 118" Closed
123.07" Opened

Pole Dia. 2.75"


Vents DWV

Lift Crank

Tilt Infinite: Front to back
Left: Up to 54°
Right: Up to 54°

Weight DWV 61 lbs.
DWV-V 62 lbs.

Cube 12.5



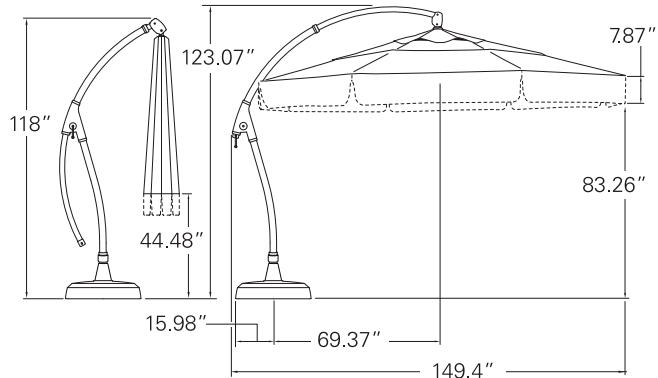
Built-in **Light Adapter** to fit
Treasure Garden Lights.

TGCustom
Custom-Made Umbrellas

11' AG28 Cantilever Octagon



Shown without valance option



Price includes: Frame and canopy only

GRADE DWV DWV w/Valance | DC9/DC10

A+

A

C / COM+

D

CONTACT DEALER FOR MORE INFORMATION

n/a

n/a

NOTE: +COM - Customer's Own Material. Please use COM Requirement Form on page 154
 DWV - Double Wind Vent | Valance - Optional | Designer Cover - DC9 / DC10 style only
 (See pages 102-103 for DC ordering information)

Item No.:

AG28-00D
Bronze



AG28-09D
Black



Base Option:

AG Base



BASE-AG-0_

Includes: Base shell, lid & collar/stem.
 Base holds up to 200 lbs. of sand
 (sand not included).

Colors Black or Bronze only
Size 32" x 32" x 7.5"
Weight 35 lbs.
Cube 6.5

Options:

VALANCE

Add "V" to the Item No. - Example: **AG28-00DV**

ACCESSORIES

UMBRELLA LIGHTS

VEGA Large

VEGA-L-0_ page 79

REPLACEMENT PARTS

Protective Cover - AG28 Style

CP908 page 97

Canopy

C811RD [+ Fabric #] page 118

Canopy w/Valance

C811RDV [+ Fabric #] page 118

Frame

AG28-0_

Features:

- 100% Kevlar Mesh Lift Cord for added strength and durability
- Rotates 360°
- Includes Protective Cover

Note:

Instructional video available on this style at treasuregarden.com

Shipping Information:



DESIGNER COVER (DC9 & DC10 STYLE ONLY)

Treasure Garden's exclusive Designer Covers, lets your customers create unique and stylish umbrellas. See pages 102-103 for style descriptions and ordering information.

10' AG19 Cantilever

Octagon Series




1
YEAR
WARRANTY



83
sq. ft. coverage




A full 360° rotation.



AG Universal Cross Bar Stand adjusts to fit various paver sizes.

Shown:

Item No.: AG19-09

Fabric: 4816 Aqua 

Base: AG Universal Cross Bar Stand included - shown with BF10-09 (Sold separately)

Item No.:

AG19-00 Bronze

AG19-09 Black

Specifications:

Size 10'
Ribs 8
Shape Octagon
Height 109.5" Closed
 101.5" Opened
Pole Dia. 2.7"

Vents SWV
Lift Crank
Tilt Infinite: Front to back
 Left: Up to 54°
 Right: Up to 54°
Weight 52 lbs.
Cube 5.24

CROSS BAR STAND

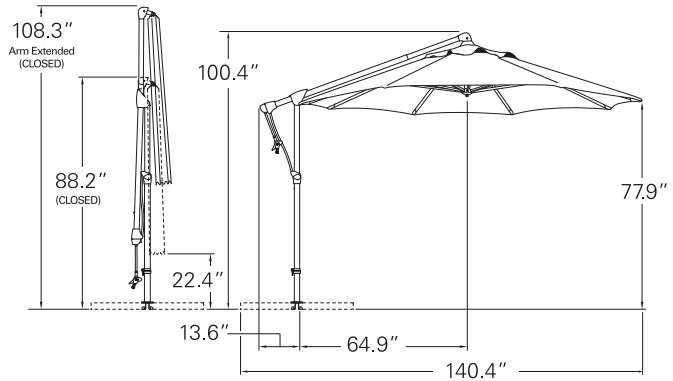
Size 20" x 20" x 1.5"



Built-in **Light Adapter** to fit Treasure Garden Lights.

TGCustom
Custom-Made Umbrellas

10' AG19 Cantilever Octagon



Item No.:
AG19-00
Bronze



AG19-09
Black

GRADE	SWV
A+	
A	
C / COM+	CONTACT DEALER FOR MORE INFORMATION
D	n/a

NOTE: +COM - Customer's Own Material. Please use COM Requirement Form on page 154
SWV - Single Wind Vent

Base Options:

Resin Base Weights



BF10-0_

Resin Base Weights

Includes: Four (4) sections that fit onto the AG Universal Cross Bar Stand *included*.
Recommended - Base weights hold up to 220 lbs. of sand (*sand not included*).

Colors Black or Bronze only
Size 39.4" x 39.4" x 4.5"
Weight Resin base - 28 lbs.
Cube 4.7

Cross Base Weights



BX-AG-0_

BX Cross Base Weights

Uses four (4) sections that conveniently sit into the AG Universal Cross Bar Stand *included*.
Four (4) sections required.

Colors Black or Bronze only
Size 19" x 19" x 2"
Weight Cast Iron - 50 lbs. each
Cube 0.67

Options:

ACCESSORIES

UMBRELLA LIGHTS
VEGA Large
VEGA-L-0_ page 79
PROTECTIVE COVERS
AG19 Style
CP912 page 97

REPLACEMENT PARTS

Canopy
CAG19 [+ Fabric #] page 118
Frame
AG19-0_

Features:

- 100% Kevlar Mesh Lift Cord for added strength and durability
- Tilts left and right - up to 54°

Notes:

AG Universal Cross Bar Stand included - adjusts to accommodate 16" to 20" blocks or pavers.

Instructional video available on this style at treasuregarden.com

Shipping Information: Standard Parcel


8.5' AG19SQ Cantilever

Square Series


1
YEAR
WARRANTY



72
sq. ft. coverage




A full 360° rotation.



AG Universal Cross Bar Stand adjusts to fit various paver sizes.

Shown:

Item No.: AG19SQ-00

Fabric: 4807 Auburn 

Base: AG Universal Cross Bar Stand included - shown with BF10-00 (Sold separately)

Item No.:

AG19SQ-00 Bronze

AG19SQ-09 Black


Specifications:

Size 8.5'
Ribs 8
Shape Square
Height 108.9" Closed
 106" Opened
Pole Dia. 2.7"

Vents SWV
Lift Crank
Tilt Infinite: Front to back
 Left: Up to 54°
 Right: Up to 54°
Weight 46 lbs.
Cube 5.3

CROSS BAR STAND

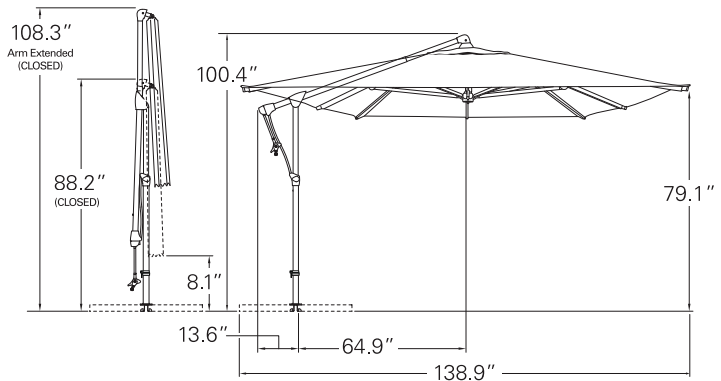
Size 20" x 20" x 1.5"



Built-in **Light Adapter** to fit Treasure Garden Lights.

TGCustom
Custom-Made Umbrellas

8.5' AG19SQ Cantilever Square



Item No.:
AG19SQ-00
Bronze



AG19SQ-09
Black

GRADE

SWV

A+	
A	
C / COM†	CONTACT DEALER FOR MORE INFORMATION
D	n/a

NOTE: †COM - Customer's Own Material. Please use COM Requirement Form on page 154
SWV - Single Wind Vent

Base Options:

Resin Base Weights




BF10-0_

Resin Base Weights

Includes: Four (4) sections that fit onto the AG Universal Cross Bar Stand *included*.
Recommended - Base weights hold up to 220 lbs. of sand (*sand not included*).

Colors Black or Bronze only
Size 39.4" x 39.4" x 4.5"
Weight Resin base - 28 lbs.
Cube 4.7

Cross Base Weights



BX-AG-0_

BX Cross Base Weights

Uses four (4) sections that conveniently sit into the AG Universal Cross Bar Stand *included*.
Four (4) sections required.

Colors Black or Bronze only
Size 19" x 19" x 2"
Weight Cast Iron - 50 lbs. each
Cube 0.67

Options:

ACCESSORIES

UMBRELLA LIGHTS

VEGA Large

VEGA-L-0_ page 79

PROTECTIVE COVERS

AG19 Style

CP912 page 97

REPLACEMENT PARTS

Canopy

CAG19SQ [+ Fabric #] page 118

Frame

AG19SQ-0_

Features:

- 100% Kevlar Mesh Lift Cord for added strength and durability
- Tilts left and right - up to 54°

Notes:

AG Universal Cross Bar Stand included - adjusts to accommodate 16" to 20" blocks or pavers.

Instructional video available on this style at treasuregarden.com

Shipping Information: Standard Parcel

Shanghai Collection

10' Shanghai Collar Tilt

Shown:

Umbrella:
USA459

NEW 58016 Volt Galaxy 

Base:
BKM1009





10' Shanghai Collar Tilt Round Series



Shown:

Item No.: USA459

Fabric:  7816 Tango Glacier™

Base: BA1509 (Sold separately)



Collar Tilt function - to tilt umbrella, simply twist the collar in a clockwise direction. It's that easy.

Item No.:

USA459 Black

Specifications:

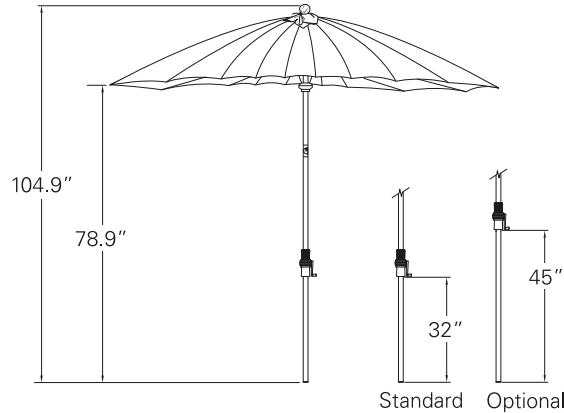
Size	10'	Lift	Crank
Ribs	24 (Fiberglass)	Tilt	Infinite with Collar
Shape	Round	Weight	25.3 lbs.
Height	104.9"	Cube	2.35
Pole Dia.	1.5"		
Bottom Pole	32"		



10' Shanghai Collar Tilt Round



Item No.:
USA459
Black



GRADE

- A
- C

CONTACT DEALER FOR MORE INFORMATION

STRIPED FABRICS NOT AVAILABLE ON THIS STYLE.

We recommend the following fabrics that are a perfect match to our Shanghai design:

Our *Cha Cha Collection styles.*

Our *Volt Collection styles.*

Our *Tango Collection styles.*

Base Options:

CAST ALUMINUM

- Art Deco Base (50 lbs.)
- Garden Base (50 lbs.)
- Pentagon Base w/wheels (80 lbs.)
- Commercial Base (150 lbs.)
- Monaco Base w/wheels & handle (100 lbs. - Round)
- Monaco Base w/wheels & handle (100 lbs. - Square)

CAST IRON

- Classic Base (50 lbs.)

STEEL

- Steel Base w/casters (120 lbs.)

ADD-ON WEIGHT

- 30 lbs.

- BA50_** page 72
- BG50_** page 72
- BK80_** page 73
- BA150_** page 70
- BKM100_** page 71
- BKMSQ100_** page 71
- BW50_** page 73
- BSK120_** page 70
- BW30** page 75

Options:

ACCESSORIES

UMBRELLA LIGHTS

- Original VEGA
- VEGA Large

- VEGA-0_** page 79
- VEGA-L-0_** page 79

PROTECTIVE COVERS

- X-Large Umbrella Style

- CP902** page 97

REPLACEMENT PARTS

- 32" Bottom Pole (Standard)
- 45" Bottom Pole
- Frame

- BP32-8009**
- BP45-8009**
- USA459**

Features:

- 24 Fiberglass Ribs
- Fabric Wrapped Finial

Notes:

Recommended minimum of 80 lb. base for this style.

Shipping Information: **Standard Parcel/Courier Services**

Starlight Aluminum Market Collection

11' Starlight Collar Tilt

9' Starlight Collar Tilt

Shown:

Umbrella:
UM8000SL

5404 Natural 

Base:
BKM1000





11' Starlight Collar Tilt Octagon Series



Shown:

Item No.: UM8010SL

Fabric: 6458 Clover outdoor

Base: BA500/BW30 (Both sold separately)

Item No.:

UM8010SL Bronze

UM8019SL Black

Specifications:

Size 11'
Ribs 8
Shape Octagon
Height 108"
Pole Dia. 1.5"
Bottom Pole 36"

Vents SWV
 DWV
Lift Crank
Tilt Infinite with Collar
Weight SWV 21 lbs.
 DWV 22 lbs.
Cube 1.90


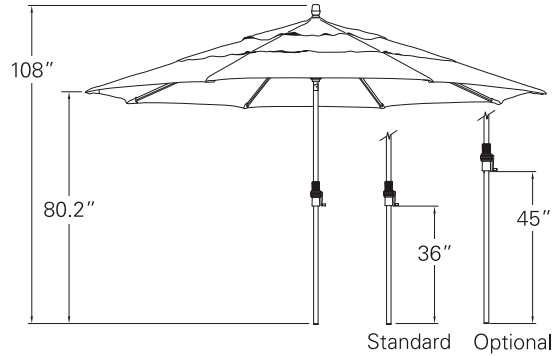


Collar Tilt function - to tilt umbrella, simply twist the collar in a clockwise direction. It's that easy.





11' Starlight Collar Tilt Octagon



GRADE	SWV	DWV DC
A+		
A		
C / COM+	CONTACT DEALER FOR MORE INFORMATION	
D	n/a	n/a

NOTE: +COM - Customer's Own Material. Please use COM Requirement Form on page 154
 SWV - Single Wind Vent | DWV - Double Wind Vent | DC - Designer Cover Collection

Features:

- 110/12V/DC lighted umbrella
- UL Approved low voltage indoor/outdoor transformer
- 50,000 lifetime hours
- Light strips built into (8) ribs for an elegant look
- 32 ft. cord with transformer



Base Options:

CAST ALUMINUM

- Art Deco Base (50 lbs.) **BA50_** page 72
- Garden Base (50 lbs.) **BG50_** page 72
- Pentagon Base w/wheels (80 lbs.) **BK80_** page 73
- Commercial Base (150 lbs.) **BA150_** page 70

- Monaco Base w/wheels & handle (100 lbs. - Round) **BKM100_** page 71
- Monaco Base w/wheels & handle (100 lbs. - Square) **BKMSQ100_** page 71

CAST IRON

- Classic Base (50 lbs.) **BW50_** page 73

STEEL

- Steel Base w/casters (120 lbs.) **BSK120_** page 70

ADD-ON WEIGHT

- 30 lbs. **BW30** page 75

Options:

ACCESSORIES

- UMBRELLA LIGHTS**
- VEGA Large **VEGA-L-0_** page 79
- PROTECTIVE COVERS**
- X-Large Umbrella Style **CP902** page 97

REPLACEMENT PARTS

- Canopy (SWV) **C811** [+ Fabric #] page 118
- Canopy (DWV) **C811D** [+ Fabric #] page 118
- 36" Bottom Pole (Standard) **BP36-801_SL**
- 45" Bottom Pole **BP45-800_SL**
- Frame **UM801_SL**

DESIGNER COVER COLLECTION (DC)

Treasure Garden's exclusive Designer Cover Collection lets your customers create unique and stylish umbrellas. See pages **102-103** for style descriptions and ordering information.

Notes:

Recommended minimum of 80 lb. base for this style.

Shipping Information: **Standard Parcel/Courier Services**

9' Starlight Collar Tilt Octagon Series



67
sq ft coverage



Shown:

Item No.: UM8009SL

Fabric: 58012 Volt Berry

Base: BA509 (Sold separately)

Item No.:

UM8000SL Bronze

UM8009SL Black

Specifications:

Size 9'
Ribs 8
Shape Octagon
Height 102.6"
Pole Dia. 1.5"
Bottom Pole 32"

Vents SWV
 DWV
Lift Crank
Tilt Infinite with Collar
Weight SWV 20.3 lbs.
 DWV 21.3 lbs.
Cube 1.90



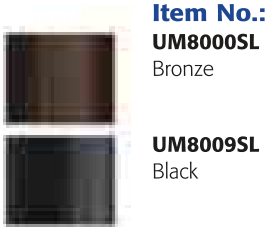
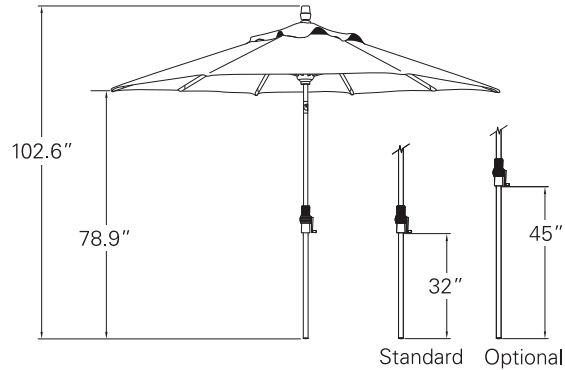
Collar Tilt function - to tilt umbrella, simply twist the collar in a clockwise direction. It's that easy.

TG Custom
 Custom-Made Umbrellas





9' Starlight Collar Tilt Octagon



GRADE	SWV	DWV DC
A+		
A		
C / COM+		
D	n/a	n/a

CONTACT DEALER FOR MORE INFORMATION

NOTE: +COM - Customer's Own Material. Please use COM Requirement Form on page 154
SWV - Single Wind Vent | DWV - Double Wind Vent | DC - Designer Cover Collection

Features:

- 110/12V/DC lighted umbrella
- UL Approved low voltage indoor/outdoor transformer
- 50,000 lifetime hours
- Light strips built into (8) ribs for an elegant look
- 32 ft. cord with transformer



Base Options:

CAST ALUMINUM

- Art Deco Base (50 lbs.) **BA50_** page 72
- Garden Base (50 lbs.) **BG50_** page 72
- Pentagon Base w/wheels (80 lbs.) **BK80_** page 73
- Commercial Base (150 lbs.) **BA150_** page 70

- Monaco Base w/wheels & handle (100 lbs. - Round) **BKM100_** page 71
- Monaco Base w/wheels & handle (100 lbs. - Square) **BKMSQ100_** page 71

CAST IRON

- Classic Base (50 lbs.) **BW50_** page 73

STEEL

- Steel Base w/casters (120 lbs.) **BSK120_** page 70
- Steel Base (70 lbs.) **BS709-2.0"** page 74

ADD-ON WEIGHT

- 30 lbs. **BW30** page 75

DESIGNER COVER COLLECTION (DC)

Treasure Garden's exclusive Designer Cover Collection lets your customers create unique and stylish umbrellas. See pages **102-103** for style descriptions and ordering information.

Options:

ACCESSORIES

- UMBRELLA LIGHTS**
- Original VEGA **VEGA-0_** page 79
- VEGA Large **VEGA-L-0_** page 79
- PROTECTIVE COVERS**
- X-Large Umbrella Style **CP902** page 97

REPLACEMENT PARTS

- Canopy (SWV) **C809** [+ Fabric #] page 118
- Canopy (DWV) **C809D** [+ Fabric #] page 118
- 32" Bottom Pole (Standard) **BP32-800_SL**
- 45" Bottom Pole **BP45-800_SL**
- Frame **UM800_SL**

Notes:

Recommended minimum of 50-80 lb. base for this style.

Shipping Information: **Standard Parcel/Courier Services**

Aluminum Market Collection

11' Collar Tilt

9' Collar Tilt

11' Auto Tilt

9' Auto Tilt

8'x10' Auto Tilt

8'x11' Crank Lift

9' Push Button Tilt

7.5' Push Button Tilt

6' Push Button Tilt

Shown:

Umbrella:

UM8103 DC7 style

6433 Neptune 

5404 Natural 

Base:

BG503





11' Collar Tilt Octagon Series



Shown:

Item No.: UM8010

Fabric: DC7 style - 6409 Terra Cotta outdura / 6627 Terrace Taupe Stripe outdura

Base: BKM1000 (Sold separately)



Collar Tilt function - to tilt umbrella, simply twist the collar in a clockwise direction. It's that easy.

Item No.:

UM8010 Bronze

UM8019 Black

Specifications:

Size 11'

Ribs 8

Shape Octagon

Height 108"

Pole Dia. 1.5"

Bottom Pole 36"

Vents SWV
DWV

Lift Crank

Tilt Infinite with Collar


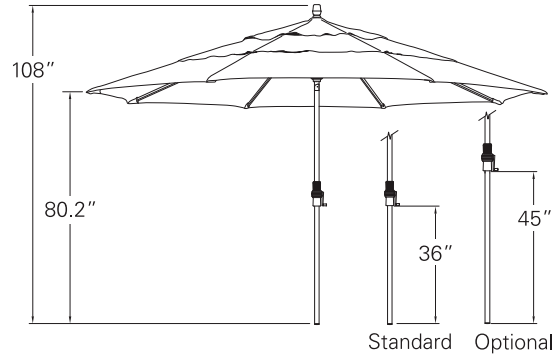
Weight SWV 20 lbs.
DWV 21 lbs.

Cube 1.74





11' Collar Tilt Octagon



GRADE	SWV	DWV DC
A+		
A		
C / COM+		
D	n/a	n/a

CONTACT DEALER FOR MORE INFORMATION

NOTE: +COM - Customer's Own Material. Please use COM Requirement Form on page 154
 SWV - Single Wind Vent | DWV - Double Wind Vent | DC - Designer Cover Collection

Base Options:

CAST ALUMINUM

- Art Deco Base (50 lbs.)
- Garden Base (50 lbs.)
- Pentagon Base w/wheels (80 lbs.)
- Commercial Base (150 lbs.)
- Monaco Base w/wheels & handle (100 lbs. - Round)
- Monaco Base w/wheels & handle (100 lbs. - Square)

BA50_ page 72
BG50_ page 72
BK80_ page 73
BA150_ page 70

BKM100_ page 71
BKMSQ100_ page 71

CAST IRON

- Classic Base (50 lbs.)

BW50_ page 73

STEEL

- Steel Base w/casters (120 lbs.)

BSK120_ page 70

ADD-ON WEIGHT

- 30 lbs.

BW30 page 75

DESIGNER COVER COLLECTION (DC)

Treasure Garden's exclusive Designer Cover Collection lets your customers create unique and stylish umbrellas. See pages **102-103** for style descriptions and ordering information.

Options:

ACCESSORIES

UMBRELLA LIGHTS

- VEGA Large

VEGA-L-0_ page 79

PROTECTIVE COVERS

- X-Large Umbrella Style

CP902 page 97

REPLACEMENT PARTS

- Canopy (SWV)
- Canopy (DWV)

C811 [+ Fabric #] page 118
C811D [+ Fabric #] page 118

- 36" Bottom Pole (Standard)

BP36-801_

- 45" Bottom Pole

BP45-800_

- Frame

UM801_

Notes:

Recommended minimum of 80 lb. base for this style.

RECOMMENDED FOR COMMERCIAL USE.

Instructional video available on this style at treasuregarden.com

Shipping Information: **Standard Parcel/Courier Services**

9' Collar Tilt Octagon Series



67 sq ft coverage



Shown:

Item No.: UM8000

Fabric: DC6 Style - 6656 Signal Lemongrass Stripe outdura / 6446 Lemongrass outdura

Base: BA500 (Sold separately)



Collar Tilt function - to tilt umbrella, simply twist the collar in a clockwise direction. It's that easy.

Item No.:

UM8000	Bronze
UM8001	Champagne
UM8002	Anthracite
UM8009	Black

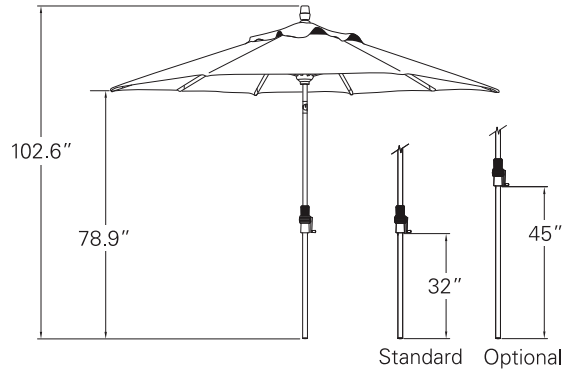
Specifications:

Size	9'
Ribs	8
Shape	Octagon
Height	102.6"
Pole Dia.	1.5"
Bottom Pole	32"

Vents	SWV DWV
Lift	Crank
Tilt	Infinite with Collar
Weight	SWV 19.3 lbs. DWV 20.3 lbs.
Cube	1.74



9' Collar Tilt Octagon



GRADE	SWV	DWV DC
A+		
A		
C / COM+	CONTACT DEALER FOR MORE INFORMATION	
D		n/a

NOTE: +COM - Customer's Own Material. Please use COM Requirement Form on page 154
 SWV - Single Wind Vent | DWV - Double Wind Vent | DC - Designer Cover Collection

Base Options:

CAST ALUMINUM

- Art Deco Base (50 lbs.)
- Garden Base (50 lbs.)
- Pentagon Base w/wheels (80 lbs.)
- Commercial Base (150 lbs.)
- Monaco Base w/wheels & handle (100 lbs. - Round)
- Monaco Base w/wheels & handle (100 lbs. - Square)

CAST IRON

- Classic Base (50 lbs.)

STEEL

- Steel Base w/casters (120 lbs.)
- Steel Base (70 lbs.)

ADD-ON WEIGHT

- 30 lbs.

BA50_	page 72
BG50_	page 72
BK80_	page 73
BA150_	page 70
BKM100_	page 71
BKMSQ100_	page 71
BW50_	page 73
BSK120_	page 70
BS709-2.0"	page 74
BW30	page 75

Options:

ACCESSORIES

UMBRELLA LIGHTS

Original VEGA	VEGA-0_	page 79
VEGA Large	VEGA-L-0_	page 79

PROTECTIVE COVERS

X-Large Umbrella Style	CP902	page 97
------------------------	--------------	---------

REPLACEMENT PARTS

Canopy (SWV)	C809 [+ Fabric #]	page 118
Canopy (DWV)	C809D [+ Fabric #]	page 118

32" Bottom Pole (Standard)

45" Bottom Pole

Frame

BP32-800_

BP45-800_

UM800_

Notes:

Recommended minimum of 50-80 lb. base for this style.

RECOMMENDED FOR COMMERCIAL USE.

Instructional video available on this style at treasuregarden.com

Shipping Information: **Standard Parcel/Courier Services**


DESIGNER COVER COLLECTION (DC)

Treasure Garden's exclusive Designer Cover Collection lets your customers create unique and stylish umbrellas. See pages **102-103** for style descriptions and ordering information.

11' Auto Tilt Octagon Series



Shown:

Item No.: UM8129
 Fabric: 4899 Hampton Stripe 
 Base: BA509/BW30 (Both sold separately)

Item No.:

UM8120	Bronze
UM8121	Champagne
UM8122	Anthracite
UM8129	Black

Specifications:

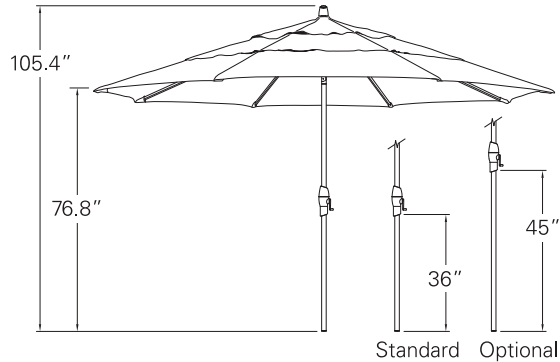
Size 11'
Ribs 8
Shape Octagon
Height 105.4"
Pole Dia. 1.5"
Bottom Pole 36"

Vents SWV
 DWV
Lift Crank
Tilt Infinite with Crank
Weight SWV 20 lbs.
 DWV 21 lbs.
Cube 1.74





11' Auto Tilt Octagon


Item No.:
UM8120
Bronze

UM8121
Champagne

UM8122
Anthracite

UM8129
Black

GRADE	SWV	DWV DC
A+		
A		
C / COM+	CONTACT DEALER FOR MORE INFORMATION	
D	n/a	n/a

NOTE: +COM - Customer's Own Material. Please use COM Requirement Form on page 154
 SWV - Single Wind Vent | DWV - Double Wind Vent | DC - Designer Cover Collection

Base Options:
CAST ALUMINUM

- Art Deco Base (50 lbs.)
- Garden Base (50 lbs.)
- Pentagon Base w/wheels (80 lbs.)
- Commercial Base (150 lbs.)
- Monaco Base w/wheels & handle (100 lbs. - Round)
- Monaco Base w/wheels & handle (100 lbs. - Square)

CAST IRON

- Classic Base (50 lbs.)

STEEL

- Steel Base w/casters (120 lbs.)

ADD-ON WEIGHT

- 30 lbs.

BA50_	page 72
BG50_	page 72
BK80_	page 73
BA150_	page 70
BKM100_	page 71
BKMSQ100_	page 71
BW50_	page 73
BSK120_	page 70
BW30	page 75

Options:
ACCESSORIES
UMBRELLA LIGHTS

VEGA Large

VEGA-L-0_ page 79

PROTECTIVE COVERS

X-Large Umbrella Style

CP902 page 97

REPLACEMENT PARTS

Canopy (SWV)

C811 [+ Fabric #] page 118

Canopy (DWV)

C811D [+ Fabric #] page 118

36" Bottom Pole (Standard)

BP36-812_

45" Bottom Pole

BP45-810_

Frame

UM812_
Features:

- 100% Kevlar Mesh Lift Cord for added strength and durability

Notes:

Recommended minimum of 80 lb. base for this style.

Instructional video available on this style at treasuregarden.com
Shipping Information: Standard Parcel/Courier Services
DESIGNER COVER COLLECTION (DC)

 Treasure Garden's exclusive Designer Cover Collection lets your customers create unique and stylish umbrellas. See pages **102-103** for style descriptions and ordering information.

9' Auto Tilt Octagon Series



67
sq ft coverage



Shown:

Item No.: UM8103

Fabric: DC7 Style - 57002 Iris / 56093 Frequency Parchment

Base: BW503 (Sold separately)

Item No.:

UM8100	Bronze
UM8101	Champagne
UM8102	Anthracite
UM8103	White
UM8109	Black

Specifications:

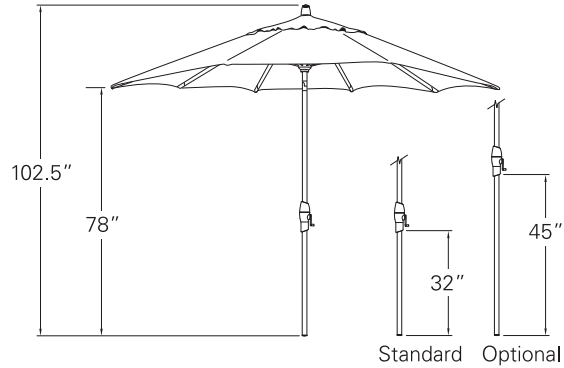
Size	9'
Ribs	8
Shape	Octagon
Height	102.5"
Pole Dia.	1.5"
Bottom Pole	32"

Vents	SWV DWV
Lift	Crank
Tilt	Infinite with Crank
Weight	SWV 18.8 lbs. DWV 19.8 lbs.
Cube	1.74





9' Auto Tilt Octagon



GRADE	SWV	DWV DC
A+		
A		
C / COM+	CONTACT DEALER FOR MORE INFORMATION	
D		n/a

NOTE: +COM - Customer's Own Material. Please use COM Requirement Form on page 154
 SWV - Single Wind Vent | DWV - Double Wind Vent | DC - Designer Cover Collection

Base Options:

CAST ALUMINUM

- Art Deco Base (50 lbs.)
- Garden Base (50 lbs.)
- Pentagon Base w/wheels (80 lbs.)
- Commercial Base (150 lbs.)
- Monaco Base w/wheels & handle (100 lbs. - Round)
- Monaco Base w/wheels & handle (100 lbs. - Square)

CAST IRON

- Classic Base (50 lbs.)

STEEL

- Steel Base w/casters (120 lbs.)
- Steel Base (70 lbs.)

ADD-ON WEIGHT

- 30 lbs.

BA50_	page 72
BG50_	page 72
BK80_	page 73
BA150_	page 70
BKM100_	page 71
BKMSQ100_	page 71
BW50_	page 73
BSK120_	page 70
BS709-2.0"	page 74
BW30	page 75

Options:

ACCESSORIES

UMBRELLA LIGHTS

- Original VEGA
- VEGA Large

VEGA-0_	page 79
VEGA-L-0_	page 79

PROTECTIVE COVERS

- X-Large Umbrella Style

CP902	page 97
--------------	---------

REPLACEMENT PARTS

- Canopy (SWV)
- Canopy (DWV)

C809 [+ Fabric #]	page 118
C809D [+ Fabric #]	page 118

- 32" Bottom Pole (Standard)
- 45" Bottom Pole
- Frame

BP32-810_
BP45-810_
UM810_

Features:

- 100% Kevlar Mesh Lift Cord for added strength and durability


Notes:

Recommended minimum of 50-80 lb. base for this style.

Instructional video available on this style at treasuregarden.com

Shipping Information: **Standard Parcel/Courier Services**

8'x10' Auto Tilt Rectangle Series



80
sq ft coverage



Shown:

Item No.: UM8810RT09

Fabric: 58016 Volt Galaxy

Base: BKMSQ1009 (Sold separately)

Item No.:

UM8810RT00 Bronze

UM8810RT09 Black

Specifications:

Size 8'x10'

Ribs 8

Shape Rectangle

Height 109"

Pole Dia. 1.5"

Bottom Pole 36"

Vents SWV

Lift Crank

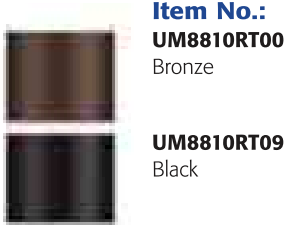
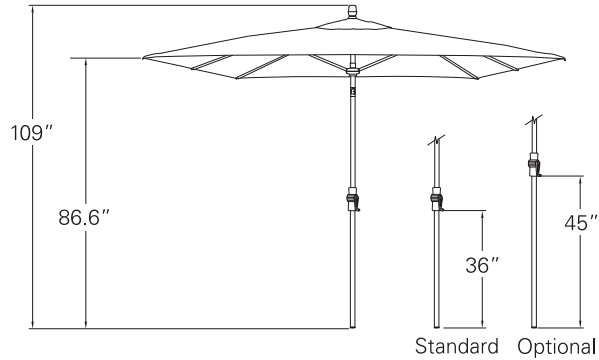
Tilt Infinite with Crank

Weight 22 lbs.

Cube 1.9



8'x10' Auto Tilt Rectangle



GRADE	SWV
A+	
A	CONTACT DEALER FOR MORE INFORMATION
C / COM+	
D	n/a

NOTE: +COM - Customer's Own Material. Please use COM Requirement Form on page 154
SWV - Single Wind Vent

STRIPED FABRICS NOT AVAILABLE ON THIS STYLE.

Base Options:

CAST ALUMINUM

- Commercial Base (150 lbs.)
- Monaco Base w/wheels & handle (100 lbs. - Round)
- Monaco Base w/wheels & handle (100 lbs. - Square)

STEEL

- Steel Base w/casters (120 lbs.)

ADD-ON WEIGHT

- 30 lbs.

BA150_	page 70
BKM100_	page 71
BKMSQ100_	page 71
BSK120_	page 70
BW30	page 75

Options:

ACCESSORIES

UMBRELLA LIGHTS

- VEGA Large

VEGA-L-0_ page 79

PROTECTIVE COVERS

- Rectangle Market Style

CP910 page 97

REPLACEMENT PARTS

- Canopy (SWV)

C8810 [+ Fabric #] page 118

- 36" Bottom Pole (Standard)

BP36-812_

- 45" Bottom Pole

BP45-810_

- Frame

UM8810RT0_

Notes:


Recommended minimum of 100 lb. base for this style.

Shipping Information: **Standard Parcel/Courier Services**

8'x11' Crank Lift Rectangle Series



Shown:

Item No.: UM8811RT00
 Fabric: 5438 Buttercup 
 Base: BKMSQ1000 (Sold separately)

Item No.:

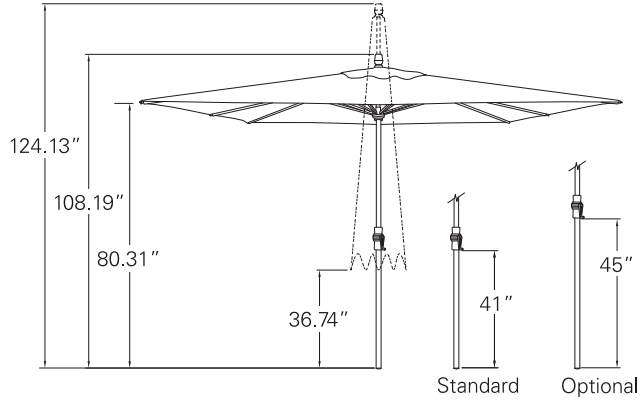
UM8811RT00	Bronze
UM8811RT01	Champagne
UM8811RT09	Black

Specifications:

Size	8'x11'	Vents	SWV
Ribs	8	Lift	Crank
Shape	Rectangle	Tilt	n/a
Height	124.13" Closed 108.19" Opened	Weight	23 lbs.
Pole Dia.	1.5"	Cube	2.1
Bottom Pole	41"		



8'x11' Crank Lift Rectangle



Item No.:
UM8811RT00
Bronze

UM8811RT01
Champagne

UM8811RT09
Black

GRADE	SWV
A+	
A	
C / COM+	
D	n/a

CONTACT DEALER FOR MORE INFORMATION

NOTE: +COM - Customer's Own Material. Please use COM Requirement Form on page 154
SWV - Single Wind Vent

STRIPED FABRICS NOT AVAILABLE ON THIS STYLE.

Base Options:

CAST ALUMINUM

- Commercial Base (150 lbs.)
- Monaco Base w/wheels & handle (100 lbs. - Round)
- Monaco Base w/wheels & handle (100 lbs. - Square)

STEEL

- Steel Base w/casters (120 lbs.)

ADD-ON WEIGHT

- 30 lbs.

BA150_ page 70

BKM100_ page 71

BKMSQ100_ page 71

BSK120_ page 70

BW30 page 75

Options:

ACCESSORIES

UMBRELLA LIGHTS

VEGA Large

VEGA-L-0_ page 79

PROTECTIVE COVERS

Rectangle Market Style

CP910 page 97

REPLACEMENT PARTS

Canopy (SWV)

C8811 [+ Fabric #] page 118

41" Bottom Pole (Standard)

45" Bottom Pole

Frame

BP41-8811RT0_

BP45-810_

UM8811RT0_

Features:

- 100% Kevlar Mesh Lift Cord for added strength and durability

Notes:

Recommended minimum of 100 lb. base for this style.

Shipping Information: **Standard Parcel/Courier Services**


9' Push Button Tilt Octagon Series



67
sq ft coverage



Shown:

Item No.: UM9200
Fabric: 4811 Kiwi 
Base: BW500 (Sold separately)

Item No.:

UM9200	Bronze
UM9201	Champagne
UM9202	Anthracite
UM9203	White
UM9209	Black

Specifications:

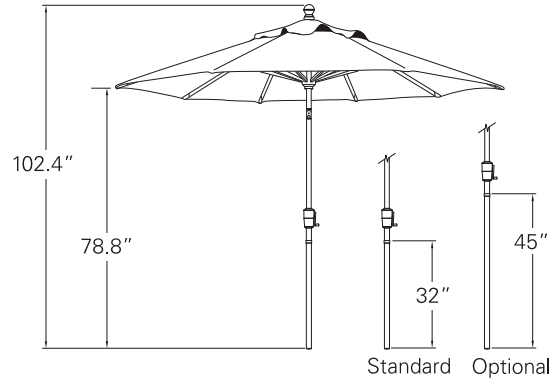
Size 9'
Ribs 8
Shape Octagon
Height 102.4"
Pole Dia. 1.38" Top Pole
1.5" Bottom Pole
Bottom Pole 32"

Vents SWV
DWV
Lift Crank
Tilt Push Button
Weight SWV 16 lbs.
DWV 17 lbs.
Cube 1.74

TG Custom
Custom-Made Umbrellas



9' Push Button Tilt Octagon



Item No.:

UM9200
Bronze



UM9201
Champagne



UM9202
Anthracite



UM9203
White



UM9209
Black



GRADE	SWV	DWV DC
A+		
A		
C / COM+		
D		n/a

CONTACT DEALER FOR MORE INFORMATION

NOTE: +COM - Customer's Own Material. Please use COM Requirement Form on page 154
SWV - Single Wind Vent | DWV - Double Wind Vent | DC - Designer Cover Collection

Base Options:

CAST ALUMINUM

- Art Deco Base (50 lbs.)
- Garden Base (50 lbs.)
- Pentagon Base w/wheels (80 lbs.)
- Monaco Base w/wheels & handle (100 lbs. - Round)
- Monaco Base w/wheels & handle (100 lbs. - Square)

CAST IRON

- Classic Base (50 lbs.)

STEEL

- Steel Base w/casters (120 lbs.)
- Steel Base (70 lbs.)

ADD-ON WEIGHT

- 30 lbs.

BA50_	page 72
BG50_	page 72
BK80_	page 73
BKM100_	page 71
BKMSQ100_	page 71
BW50_	page 73
BSK120_	page 70
BS709-2.0"	page 74
BW30	page 75

Options:

ACCESSORIES

UMBRELLA LIGHTS

Original VEGA	VEGA-0_	page 79
VEGA Large	VEGA-L-0_	page 79

PROTECTIVE COVERS

X-Large Umbrella Style	CP902	page 97
------------------------	--------------	---------

REPLACEMENT PARTS

Canopy (SWV)	C809 [+ Fabric #]	page 118
Canopy (DWV)	C809D [+ Fabric #]	page 118

32" Bottom Pole (Standard)	BP32-920_
45" Bottom Pole	BP45-920_
Frame	UM920_

DESIGNER COVER COLLECTION (DC)

Treasure Garden's exclusive Designer Cover Collection lets your customers create unique and stylish umbrellas. See pages **102-103** for style descriptions and ordering information.

Notes:

Recommended minimum of 50-80 lb. base for this style.

Instructional video available on this style at treasuregarden.com

Shipping Information: **Standard Parcel/Courier Services**


7.5' Push Button Tilt Octagon Series



46
sq. ft. coverage



Shown:

Item No.: UM9073
 Fabric: 4826 Sky 
 Base: BW503 (Sold separately)

Item No.:

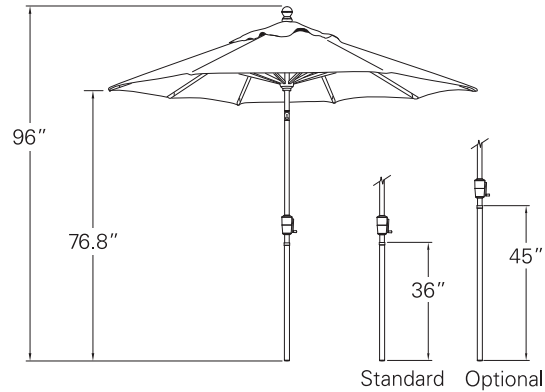
UM9070	Bronze
UM9071	Champagne
UM9073	White
UM9079	Black

Specifications:

Size	7.5'	Vents	SWV
Ribs	8	Lift	Crank
Shape	Octagon	Tilt	Push Button
Height	100.8"	Weight	15.4 lbs.
Pole Dia.	1.38" Top Pole 1.5" Bottom Pole	Cube	1.45
Bottom Pole	36"		



7.5' Push Button Tilt Octagon



GRADE	SWV
A+	
A	
C / COM+	CONTACT DEALER FOR MORE INFORMATION
D	n/a

NOTE: +COM - Customer's Own Material. Please use COM Requirement Form on page 154
SWV - Single Wind Vent

Base Options:

CAST ALUMINUM

- Art Deco Base (50 lbs.)
- Garden Base (50 lbs.)
- Pentagon Base w/wheels (80 lbs.)

CAST IRON

- Classic Base (50 lbs.)

STEEL

- Steel Base (70 lbs.)

ADD-ON WEIGHT

- 30 lbs.

BA50_ page 72

BG50_ page 72

BK80_ page 73

BW50_ page 73

BS709-2.0" page 74

BW30 page 75

Options:

ACCESSORIES

UMBRELLA LIGHTS

- Original VEGA
- VEGA Large

VEGA-0_ page 79

VEGA-L-0_ page 79

PROTECTIVE COVERS

- Large Umbrella Style

CP901 page 97

REPLACEMENT PARTS

- Canopy (SWV)

C807 [+ Fabric #] page 118

- 36" Bottom Pole (Standard)

- 45" Bottom Pole

- Frame

BP36-907_

BP45-920_

UM907_

Notes:

Recommended minimum of 50 lb. base for this style.

Instructional video available on this style at treasuregarden.com

Shipping Information: **Standard Parcel/Courier Services**

6' Push Button Tilt Octagon Series


1
YEAR
WARRANTY



29
sq ft coverage



Shown:

Item No.: UM906CK9
 Fabric: 4803 Red 
 Base: BG509 (Sold separately)

Item No.:

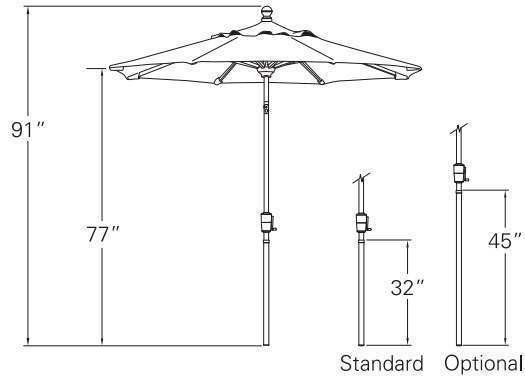
UM906CK0	Bronze
UM906CK1	Champagne
UM906CK9	Black

Specifications:

Size	6'	Vents	SWV
Ribs	8	Lift	Crank
Shape	Octagon	Tilt	Push Button
Height	95"	Weight	15 lbs.
Pole Dia.	1.38" Top Pole 1.5" Bottom Pole	Cube	1.45
Bottom Pole	32"		



6' Push Button Tilt Octagon



Item No.:
UM906CK0

Bronze

UM906CK1

Champagne

UM906CK9

Black

GRADE

SWV

A+	
A	
C / COM+	CONTACT DEALER FOR MORE INFORMATION
D	n/a

NOTE: +COM - Customer's Own Material. Please use COM Requirement Form on page 154
SWV - Single Wind Vent

Base Options:

CAST ALUMINUM

Art Deco Base (50 lbs.)

Garden Base (50 lbs.)

Pentagon Base w/wheels (80 lbs.)

CAST IRON

Classic Base (50 lbs.)

STEEL

Steel Base (35 lbs.)

Steel Base (70 lbs.)

ADD-ON WEIGHT

30 lbs.

BA50_ page 72

BG50_ page 72

BK80_ page 73

BW50_ page 73

BS359 page 74

BS709-2.0" page 74

BW30 page 75

Options:

ACCESSORIES

UMBRELLA LIGHTS

Original VEGA

VEGA Large

PROTECTIVE COVERS

Large Umbrella Style

VEGA-0_ page 79

VEGA-L-0_ page 79

CP901 page 97

REPLACEMENT PARTS

Canopy (SWV)

C806 [+ Fabric #] page 118

32" Bottom Pole (Standard)

45" Bottom Pole

Frame

BP32-920_

BP45-920_

UM906CK_

Notes:

Recommended minimum of 35 lb. base for this style.

Instructional video available on this style at treasuregarden.com

Shipping Information: **Standard Parcel/Courier Services**

Wood Market Collection

9' Quad Pulley Lift

Shown:

Umbrella:
UM8091

5439 Navy 

Base:
BA500





9' Quad Pulley Lift Octagon Series



1
YEAR
WARRANTY



67
sq.ft. coverage



Shown:

Item No.: UM8091

Fabric:  7825 Tango Truffle

Base: BG509 (Sold separately)



Item No.:

UM8091 Hardwood

Specifications:

Size 9'
Ribs 8
Shape Octagon
Height 100.2"
Pole Dia. 1.5"
Bottom Pole 36"


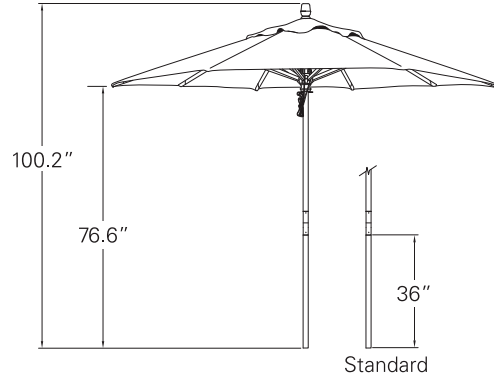
Vents SWV
 DWV
Lift Quad Pulley
Tilt n/a
Weight SWV 26.4 lbs.
 DWV 27.4 lbs.
Cube 1.6

TGCustom
Custom-Made Umbrellas





9' Quad Pulley Octagon



Item No.:
UM8091
Hardwood



Our Hardwood umbrella poles are crafted of FSC - certified from well-managed forests. Our wood products are distinguished by any of the following characteristics: Organic, Recycled, Reclaimed or Sustainable.

GRADE	SWV	DWV DC
A+		
A		
C / COM+	CONTACT DEALER FOR MORE INFORMATION	
D		n/a

NOTE: +COM - Customer's Own Material. Please use COM Requirement Form on page 154
SWV - Single Wind Vent | DWV - Double Wind Vent | DC - Designer Cover Collection

Base Options:

CAST ALUMINUM

- Art Deco Base (50 lbs.) **BA50_** page 72
- Garden Base (50 lbs.) **BG50_** page 72
- Pentagon Base w/wheels (80 lbs.) **BK80_** page 73
- Monaco Base w/wheels & handle (100 lbs. - Round) **BKM100_** page 71
- Monaco Base w/wheels & handle (100 lbs. - Square) **BKMSQ100_** page 71

CAST IRON

- Classic Base (50 lbs.) **BW50_** page 73

STEEL

- Steel Base w/casters (120 lbs.) **BSK120_** page 70
- Steel Base (70 lbs.) **BS709-2.0"** page 74

ADD-ON WEIGHT

- 30 lbs. **BW30** page 75

Options:

ACCESSORIES

UMBRELLA LIGHTS

- Original VEGA **VEGA-0_** page 79
- VEGA Large **VEGA-L-0_** page 79

PROTECTIVE COVERS

- X-Large Umbrella Style **CP902** page 97

REPLACEMENT PARTS

- Canopy (SWV) **C809** [+ Fabric #] page 118
- Canopy (DWV) **C809D** [+ Fabric #] page 118

- 36" Bottom Pole (Standard) **BP36-8091**
- Frame **UM8091**

Note: Wood finish may fluctuate.

DESIGNER COVER COLLECTION (DC)

Treasure Garden's exclusive Designer Cover Collection lets your customers create unique and stylish umbrellas. See pages **102-103** for style descriptions and ordering information.

Notes:

Recommended minimum of 50 - 80 lb. base for this style.

Shipping Information: **Standard Parcel/Courier Services**

Commercial Collection

9' Commercial
UCP409 Octagon Series

7.5' Commercial
UCP407 Octagon Series

7' Commercial
UCP407SQ Square Series

Pop-up Lift feature

Shown:

Umbrellas:
UCP407SQ-09

4838 Lemon 





9' Commercial Octagon Series



67
sq.ft. coverage



Shown:

Item No.: UCP409-SS

Fabric: DC3 Style - 5401 Pacific Blue / 5404 Natural

Base: BA1509 (Sold separately)

Item No.:

UCP409-SS	Silver Shadow, Anodized
UCP409-00	Bronze
UCP409-09	Black

Specifications:

Size 9'

Ribs 8

Shape Octagon

Height 95.89"

Pole Dia. 1.53" Smooth

Pole Wall .06" Thick

Vents SWV/DWV

Lift Pop-up / SS pin

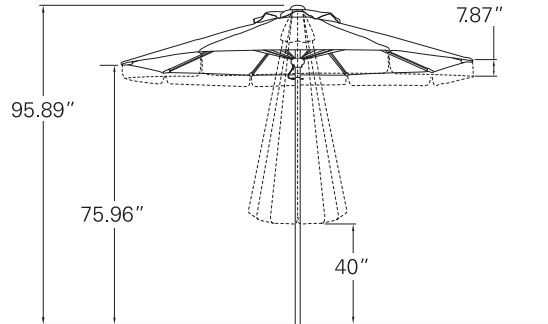
Tilt n/a

Weight 18 lbs.

Cube 2.37



9' Commercial Octagon



Item No.:
UCP409-SS
Silver Shadow, Anodized



UCP409-00
Bronze



UCP409-09
Black



GRADE	SWV	SWV w/V	DWV DC	DWV w/V
A+ /				
A /	CONTACT DEALER FOR MORE INFORMATION			
C				

SWV - Single Wind Vent | DWV - Double Wind Vent | DC - Designer Cover | (V) Valance - Optional

- *Sunbrella/O'bravia Awning Grade* fabrics selections and information (See page 148)
- *Sunbrella Furniture Grade* fabric selections (See pages 110-112)

Base Options:

CAST ALUMINUM

- Pentagon Base w/wheels (80 lbs.)
- Commercial Base (150 lbs.)
- Monaco Base w/wheels & handle (100 lbs. - Round)
- Monaco Base w/wheels & handle (100 lbs. - Square)

STEEL

- Steel Base w/casters (120 lbs.)
- Steel Base (70 lbs.)

BK80_	page 73
BA150_	page 70
BKM100_	page 71
BKMSQ100_	page 71
BSK120_	page 70
BS709-2.0"	page 74

Options:

VALANCE

Add "V" to the Item No. - Example: **UCP409-SSV**

ACCESSORIES

UMBRELLA LIGHTS

Original VEGA	VEGA-0_	page 79
VEGA Large	VEGA-L-0_	page 79

PROTECTIVE COVERS

X-Large Umbrella Style	CP902	page 97
------------------------	--------------	---------

REPLACEMENT PARTS

Canopy (SWV)	C809 [+ Fabric #]	page 119
Canopy (SWV w/Valance)	C809V [+ Fabric #]	page 119
Canopy (DWV)	C809D [+ Fabric #]	page 119
Canopy (DWV w/Valance)	C809DV [+ Fabric #]	page 119

Frame	UCP409-__
-------	------------------

DESIGNER COVER COLLECTION (DC)

Treasure Garden's exclusive Designer Cover Collection lets your customers create unique and stylish umbrellas. See pages 102-103 for style descriptions and ordering information.

Notes:

Recommended minimum of 70 lb. base for this style.

Shipping Information: **Standard Parcel/Courier Services**

7.5' Commercial

Octagon Series



3
YEAR
WARRANTY




46
sq.ft. coverage



Shown:

Item No.: UCP407-SS

Fabric: 4889 Barcelona Stripe 

Base: BK809 (Sold separately)

Item No.:

UCP407-SS	Silver Shadow, Anodized
UCP407-00	Bronze
UCP407-09	Black

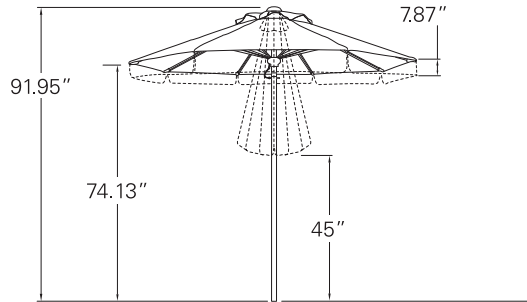
Specifications:

Size	7.5'
Ribs	8
Shape	Octagon
Height	91.95"
Pole Dia.	1.53" Smooth
Pole Wall	.06" Thick

Vents	SWV
Lift	Pop-up / SS pin
Tilt	n/a
Weight	17 lbs.
Cube	2.27



7.5' Commercial Octagon



Item No.:
UCP407-SS
Silver Shadow, Anodized



UCP407-00
Bronze



UCP407-09
Black



GRADE	SWV	SWV w/Valance
A+ /		
A /		
C		

CONTACT DEALER FOR MORE INFORMATION

SWV - Single Wind Vent | Valance - Optional

– Sunbrella/O'bravia Awning Grade fabrics selections and information (See page 148)
– Sunbrella Furniture Grade fabric selections (See pages 110-112)

Base Options:

CAST ALUMINUM

- Pentagon Base w/wheels (80 lbs.)
- Commercial Base (150 lbs.)
- Monaco Base w/wheels & handle (100 lbs. - Round)
- Monaco Base w/wheels & handle (100 lbs. - Square)

STEEL

- Steel Base w/casters (120 lbs.)
- Steel Base (70 lbs.)

BK80_ page 73
BA150_ page 70

BKM100_ page 71

BKMSQ100_ page 71

BSK120_ page 70
BS709-2.0" page 74

Options:

VALANCE

Add "V" to the Item No. - Example: **UCP407-09V**

ACCESSORIES

UMBRELLA LIGHTS

Original VEGA **VEGA-0_** page 79
VEGA Large **VEGA-L-0_** page 79

PROTECTIVE COVERS

X-Large Umbrella Style **CP902** page 97

REPLACEMENT PARTS

Canopy (SWV) **C807** [+ Fabric #] page 119
Canopy (SWV w/Valance) **C807V** [+ Fabric #] page 119

Frame **UCP407-__**

Notes:

Recommended minimum of 70 lb. base for this style.

Shipping Information: **Standard Parcel/Courier Services**

7' Commercial

Square Series



Shown:

Item No.: UCP407SQ-09

Fabric: 4816 Aqua 

Base: BKMSQ1009 (Sold separately)

Item No.:

UCP407SQ-SS	Silver Shadow, Anodized
UCP407SQ-00	Bronze
UCP407SQ-09	Black

Specifications:

Size 7'

Ribs 4

Shape Square

Height 95.89"

Pole Dia. 1.53" Smooth

Pole Wall .06" Thick

Vents SWV

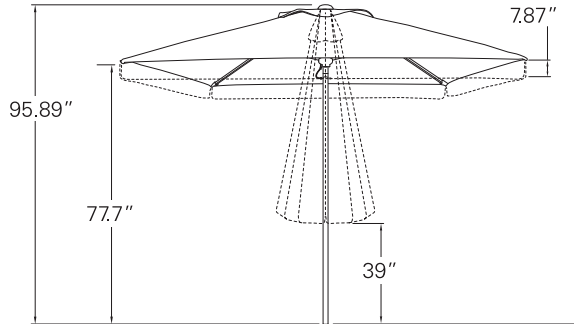
Lift Pop-up / SS pin

Tilt n/a

Weight 15 lbs.

Cube 2.37

7' Commercial Square



Item No.:
UCP407SQ-SS
Silver Shadow, Anodized

UCP407SQ-00
Bronze

UCP407SQ-09
Black

GRADE	SWV	SWV w/Valance
A+ /		
A /		
C		

A+ /

A /

C

CONTACT DEALER FOR MORE INFORMATION

SWV - Single Wind Vent | Valance - Optional

- Sunbrella/O'bravia Awning Grade fabrics selections and information (See page 148)

- Sunbrella Furniture Grade fabric selections (See pages 110-112)

Base Options:

CAST ALUMINUM

Pentagon Base w/wheels (80 lbs.)

Commercial Base (150 lbs.)

Monaco Base w/wheels & handle
(100 lbs. - Round)

Monaco Base w/wheels & handle
(100 lbs. - Square)

STEEL

Steel Base w/casters (120 lbs.)

Steel Base (70 lbs.)

BK80_ page 73

BA150_ page 70

BKM100_ page 71

BKMSQ100_ page 71

BSK120_ page 70

BS709-2.0" page 74

Options:

VALANCE

Add "V" to the Item No. - Example: **UCP407SQ-00V**

ACCESSORIES

UMBRELLA LIGHTS

Original VEGA

VEGA Large

VEGA-0_ page 79

VEGA-L-0_ page 79

PROTECTIVE COVERS

X-Large Umbrella Style

CP902 page 97

REPLACEMENT PARTS

Canopy (SWV)

Canopy (SWV w/Valance)

C407SQ [+ Fabric #] page 119

C407SQV [+ Fabric #] page 119

Frame

UCP407SQ-__

Notes:

Recommended minimum of 70 lb. base for this style.

Shipping Information: **Standard Parcel/Courier Services**

Base Collection

Commercial
BA150 Series

Steel Base w/casters
BSK120 Series

**Monaco (Round)
w/wheels & handle**
BKM100 Series

**Monaco (Square)
w/wheels & handle**
BKMSQ100 Series

Art Deco
BA50 Series

Garden
BG50 Series

Classic
BW50 Series

Pentagon w/wheels
BK80 Series

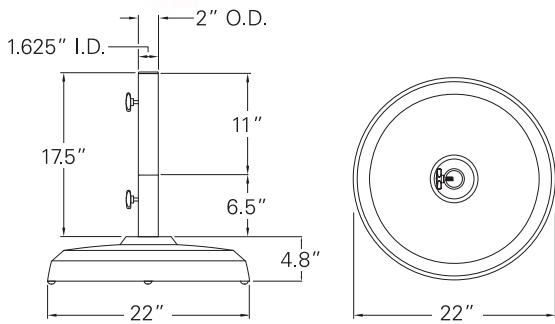
Steel Bases
BS359/BS709-2.0" Series



Commercial BA150 Series

RESIDENTIAL

COMMERCIAL



Cast Aluminum 150 lbs.

Item No.:

BA1500 Bronze



BA1509 Black



Specifications:

Diameter 22"
Weight 150 lbs.
Cube 2.8
Pallet 12

Options:

Aluminum Stem for 2" poles **BT2-0_**

Features:

- Cast Aluminum Shell with Cast Iron Core
- Dual-Purpose Stem

CONTACT DEALER FOR MORE INFORMATION



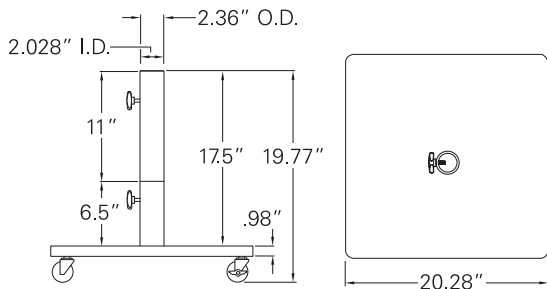
Shipping Information:



Steel Base w/casters BSK120 Series

RESIDENTIAL

COMMERCIAL




Steel 120 lbs.

Item No.:

BSK1200 Bronze



BSK1209 Black



Locking Casters
Easy to roll and lock your shade where needed.

Specifications:

Size 20.28"
Weight 120 lbs.
Cube 1.4
Pallet 16

Features:

- Dual-Purpose Stem
- Includes Reducer to accommodate 1.5" pole diameter.
- (2) Nylon Locking Casters
- (2) Nylon Standard Casters

CONTACT DEALER FOR MORE INFORMATION



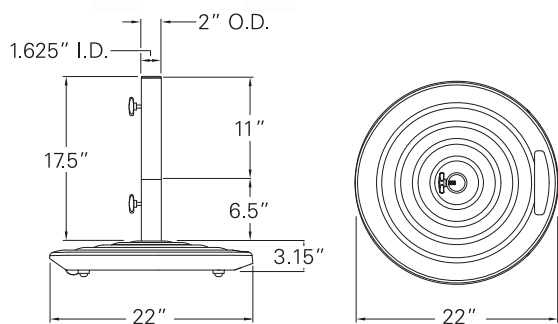
Shipping Information:



Monaco w/wheels & handle BKM100 Round Series




RESIDENTIAL

COMMERCIAL



Cast Aluminum 100 lbs.

Item No.:

BKM1000	Bronze	
BKM1005T	Platinum	
BKM1009	Black	



Easy to move your shade -
Base rolls easily on 2 wheels.

Specifications:

Diameter	22"
Weight	100 lbs.
Cube	2
Pallet	24

Options:

Add-on Weight (30 lbs.) **BW30**
Aluminum Stem for 2" poles **BT2-0_**

Features:

- Cast Aluminum Shell with Cast Iron Core
- Dual-Purpose Stem

CONTACT DEALER FOR MORE INFORMATION



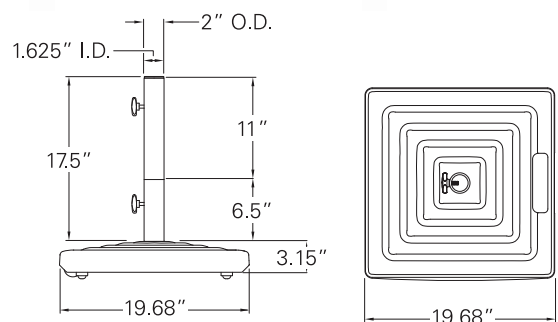
Shipping Information:



Monaco w/wheels & handle BKMSQ100 Square Series




RESIDENTIAL

COMMERCIAL



Cast Aluminum 100 lbs.

Item No.:

BKMSQ1000	Bronze	
BKMSQ1005T	Platinum	
BKMSQ1009	Black	



Easy to move your shade -
Base rolls easily on 2 wheels.

Specifications:

Size	19.68"
Weight	100 lbs.
Cube	1.75
Pallet	24

Options:

Add-on Weight (30 lbs.) **BW30**
Aluminum Stem for 2" poles **BT2-0_**

Features:

- Cast Aluminum Shell with Cast Iron Core
- Dual-Purpose Stem

CONTACT DEALER FOR MORE INFORMATION

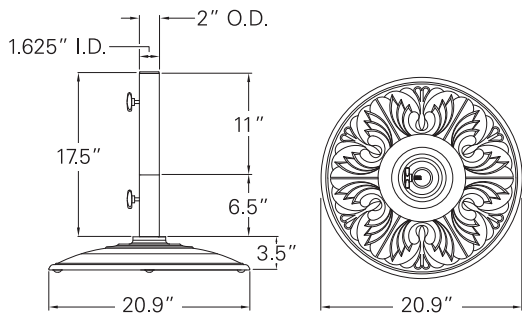


Shipping Information:



Art Deco BA50 Series

RESIDENTIAL



Cast Aluminum 50 lbs.

Item No.:

BA500	Bronze	
BA501	Champagne	
BA502	Anthracite	
BA503	White	
BA509	Black	

Specifications:

Diameter	20.9"
Weight	50 lbs.
Cube	1.5
Pallet	40

Options:

Add-on Weight (30 lbs.) **BW30**
Aluminum Stem for 2" poles **BT2-0_**

Features:

- Cast Aluminum Shell with Cast Iron Core
- Dual-Purpose Stem

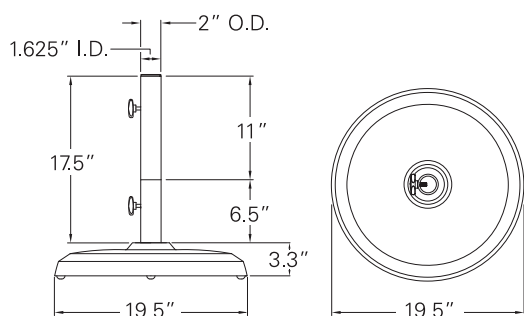
**CONTACT DEALER
FOR MORE
INFORMATION**



Instructional video available on this style at treasuregarden.com






Garden BG50 Series

RESIDENTIAL



Cast Aluminum 50 lbs.

Item No.:

BG500	Bronze	
BG501	Champagne	
BG502	Anthracite	
BG503	White	
BG509	Black	

Specifications:

Diameter	19.5"
Weight	50 lbs.
Cube	1.4
Pallet	40

Options:

Add-on Weight (30 lbs.) **BW30**
Aluminum Stem for 2" poles **BT2-0_**

Features:

- Cast Aluminum Shell with Cast Iron Core
- Dual-Purpose Stem

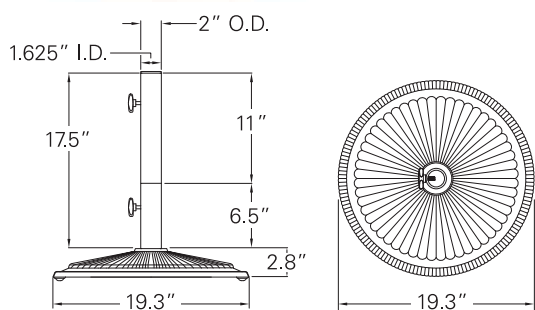
**CONTACT DEALER
FOR MORE
INFORMATION**



Instructional video available on this style at treasuregarden.com






Classic BW50 Series

RESIDENTIAL



Cast Iron 50 lbs.

Item No.:

BW500	Bronze	
BW501	Champagne	
BW502	Anthracite	
BW503	White	
BW509	Black	

Specifications:

Diameter	19.3"
Weight	50 lbs.
Cube	1.4
Pallet	40

Options:

Add-on Weight (30 lbs.) **BW30**
 Aluminum Stem for 2" poles **BT218-0_**

Features:

- Cast Iron
- Dual-Purpose Stem

**CONTACT DEALER
FOR MORE
INFORMATION**

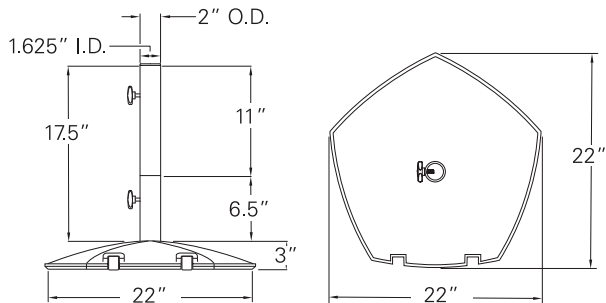


Instructional video available on this style at treasuregarden.com

Pentagon w/wheels BK80 Series



RESIDENTIAL


COMMERCIAL



Cast Aluminum 80 lbs.

Item No.:

BK800	Bronze	
BK809	Black	



Built-in Wheels

Roll your shade where needed.

Specifications:

Size	22"
Weight	80 lbs.
Cube	2
Pallet	24

Options:

Add-on Weight (30 lbs.) **BW30**
 Aluminum Stem for 2" poles **BT2-0_**

Features:

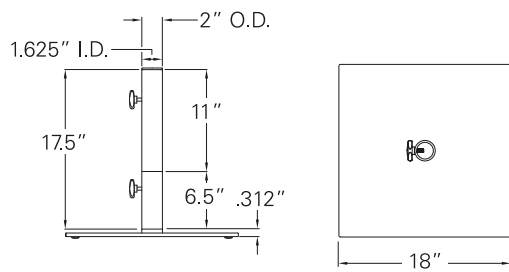
- Cast Aluminum Shell with Cast Iron Core
- Dual-Purpose Stem
- Built-in Wheels

**CONTACT DEALER
FOR MORE
INFORMATION**



Steel BS359 Base

RESIDENTIAL



Steel 35 lbs.

Item No.:

BS359 Black



Specifications:

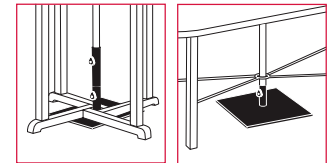
Size 18"
 Weight 35 lbs.
 Cube 1
 Pallet 60

Features:

- Dual-Purpose Stem

Note: NOT recommended for free-standing umbrella applications.

CONTACT DEALER FOR MORE INFORMATION

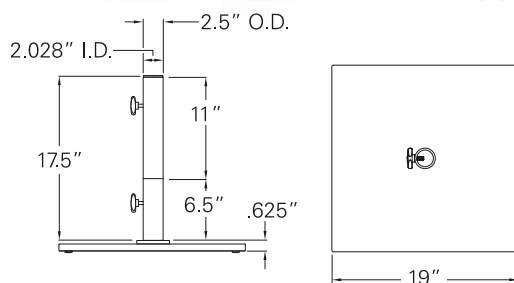


Under-the-table applications

NEW Steel BS709-2.0" Base

RESIDENTIAL

COMMERCIAL



Steel 70 lbs.

Item No.:

BS709-2.0" Black



Specifications:

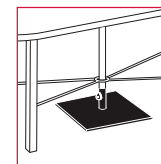
Size 19"
 Weight 70 lbs.
 Cube 1.25
 Pallet 32

Features:

- Dual-Purpose Stem

Note: NOT recommended for free-standing umbrella applications.

CONTACT DEALER FOR MORE INFORMATION

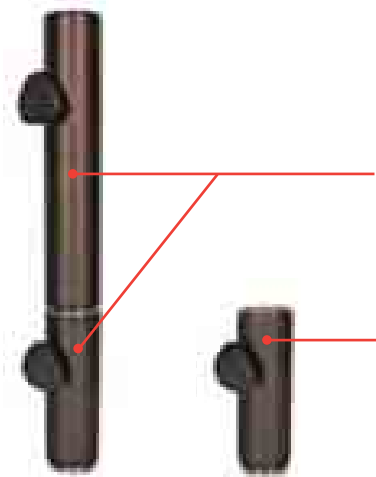


Under-the-table applications

Exclusive Patented Base Features

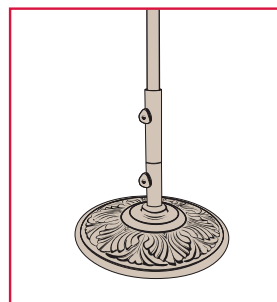
Treasure Garden® offers a variety of base styles made of quality materials and colors that complement your decorative outdoor umbrellas. Our bases will provide stability and style to your outdoor environment. Standard on all Treasure Garden® umbrella bases is our *patented* 2 piece Dual-Purpose Stem. The base stem fits umbrella poles up-to 1.5", ideal for free-standing or positioned under-the-table. Recommended for our free-standing application is the BW30, a 30 lb. add-on weight that accommodates our 50 lb., 80 lb. or 100 lb. bases.

Dual-Purpose Stem

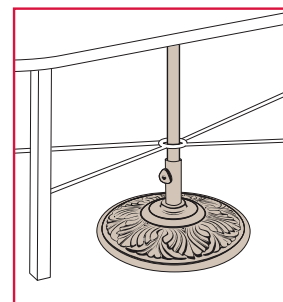


Full Stem
For free-standing shade applications

Reduced Stem
For under-the-table applications



Free-standing applications



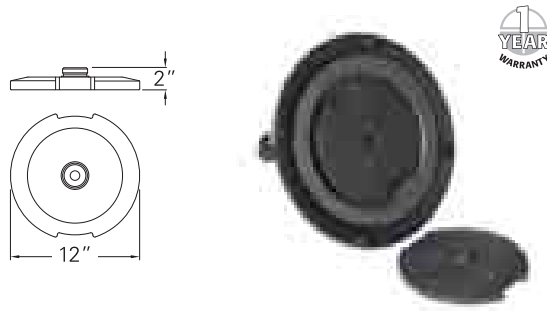
Under-the-table applications

Instructional video available on this style at treasuregarden.com

Options for base styles shown on pages 70-73

Add-On Weight

The patented BW30 is an optional cast iron 30 lb. weight that can be *added* onto our 50 lb., 80 lb. or 100 lb. bases.



Cast Iron 30 lbs.

Item No.:

BW30 Add-On Weight

Specifications:

Diameter 12"
Weight 30 lbs.
Cube 0.52
Pallet 99

Note:

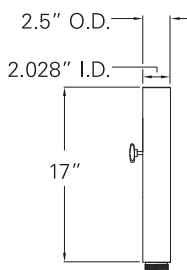
Recommended for use with free-standing umbrella applications.

Instructional video available on this style at treasuregarden.com

CONTACT DEALER FOR MORE INFORMATION

Aluminum Stem for 2" Poles

The optional Aluminum Stem accommodates larger pole diameter market umbrellas. *Not designed for steel bases.*



Specifications:

Height 17"
Weight 3 lbs.
Cube 0.2

CONTACT DEALER FOR MORE INFORMATION



Aluminum Stem

For Cast Aluminum bases.

Item No.:

BT2-00 Bronze
BT2-01 Champagne
BT2-02 Anthracite
BT2-03 White
BT2-5T Platinum
BT2-09 Black

Aluminum Stem

For BW50 series only.

Item No.:

BT2180 Bronze
BT2181 Champagne
BT2182 Anthracite
BT2183 White
BT2189 Black

Umbrella Lights

Vega

Umbrella Light

Vega

Umbrella Light

Shown:

Umbrella:

AKZ-5TDV DC9 style

57002 Iris 

56093 Frequency Parchment 

Base:

BASE-AKZ-09

NEW

Rug:

RG-365-838-80 (5'3" x 7'4")

Maui - Silver

Umbrella Light:

VEGA-L-09



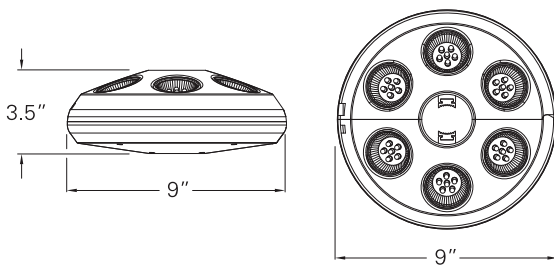




Vega^L Umbrella Light



The Vega-L "Large" umbrella light uses the same design as the award-winning Vega original; yet this larger model includes 50% more LED lights, with all the same patented features. Clamp adjusts to fit up to 2" patio umbrella poles. (Includes a rechargeable battery pack with AC charger).



Item No.:

VEGA-L-00	Bronze
VEGA-L-09	Black

Specifications:


Diameter	9"
Weight	3.5 lbs.
Cube	0.3
Case Pack	6
Case Weight	16 lbs.
Case Cube	1.85

Features:

- 36 LED Lights
- Self-Adjusting Clamp-on
- 6 hour charge time
- 4 to 6 hours of usage
- 110V AC Charger



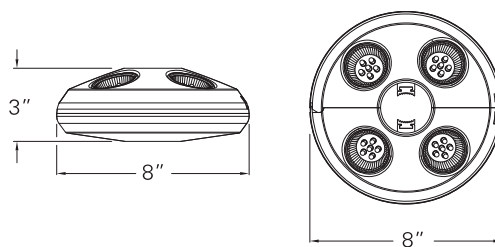
CONTACT DEALER FOR MORE INFORMATION



Vega Umbrella Light



The Vega is the original cordless rechargeable umbrella light that features a self-adjusting clamp to fit patio umbrella poles up to 2". 24 long lasting LED lights that will last over 30,000 hours (includes a rechargeable battery pack with AC charger).



Item No.:

VEGA-00	Bronze
VEGA-09	Black

Specifications:

Diameter	8"
Weight	3 lbs.
Cube	0.21
Case Pack	6
Case Weight	13.4 lbs.
Case Cube	1.3

Features:

- 24 LED Lights
- Self-Adjusting Clamp-on
- 6 hour charge time
- 6 to 7 hours of usage
- 110V AC Charger



CONTACT DEALER FOR MORE INFORMATION



Instructional video available on this style at treasuregarden.com

Outdoor Rug Collection

NEW Maui - Gold

NEW Maui - Silver

NEW Birmingham - Almond

Charleston - Spa

Charleston - Honey

NEW Charleston - Henna

Champagne - Neptune

Garden Cottage - Blueberry

Tweed - Ebony & Charcoal

Florence - Mocha

NEW Florence - Chestnut

Lattice - Teak & Black

Impressions - Autumn

Impressions - Spring

Linen - Caramel Macchiato

Lodge - Redwood

Shown:

Umbrella:

UM8000

5408 Black 

NEW

Rug:

RS-816-890-35 (5'3" x 7'4")

Florence - Chestnut





 **TREASURE GARDEN**
Outdoor Rug Collection



 **TREASURE
GARDEN**



The **GOLD** Collection

The look and feel of natural Sisal is now available outdoors with our **GOLD** Collection.

Constructed with 100% Polypropylene multi-ply cabled heat-set yarns, offers an incredible and luxurious texture with excellent durability.



The **SILVER** Collection


Our exclusive and popular **SILVER** Collection is constructed of 100% Polypropylene yarns, in all-weather construction, that are stain & soil resistant with UV stabilizers to provide an excellent value.



- Total of 16 styles
- New Gold Collection in 3 styles
- 2 Best Selling sizes available: (7'10" x 10') or (5'3" x 7'4")
- Made in Belgium
- Easy to clean with mild soap
- 1-year Fade Warranty

Rug Tower Display

The innovative and best way to merchandise and sell rugs!



Features:

- Displays up to (6) Treasure Garden Rugs
- (5) Polyurethane Wheels with (1) Locking Wheel
- Black - Powder Coated Steel

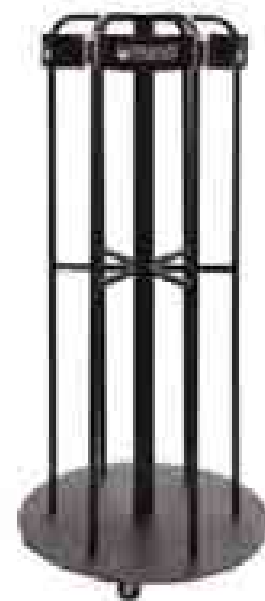
Item No.:

RTD-09

Specifications:

Size	25" W x 25" D x 53" H
Color	Black
Weight	59
Cube	19.17

**CONTACT DEALER
FOR MORE
INFORMATION**





Maui - Gold



Item No.	Size
RG-365-273-80	7'10" x 10'
RG-365-273-35	5'3" x 7'4"

CONTACT DEALER
FOR MORE
INFORMATION

Specifications:

Size	Weight	Cube
7'10" x 10'	24 lbs.	2
5'3" x 7'4"	12 lbs.	.93



Maui - Silver




Item No.	Size
RG-365-838-80	7'10" x 10'
RG-365-838-35	5'3" x 7'4"

CONTACT DEALER
FOR MORE
INFORMATION

Specifications:

Size	Weight	Cube
7'10" x 10'	24 lbs.	2
5'3" x 7'4"	12 lbs.	.93



Birmingham - Almond




Item No.	Size
RG-013-075-80	7'10" x 10'
RG-013-075-35	5'3" x 7'4"

CONTACT DEALER
FOR MORE
INFORMATION

Specifications:

Size	Weight	Cube
7'10" x 10'	24 lbs.	2
5'3" x 7'4"	12 lbs.	.93



Charleston - Spa




Item No.	Size
RS-177-154-80	7'10" x 10'
RS-177-154-35	5'3" x 7'4"

CONTACT DEALER
FOR MORE
INFORMATION

Specifications:

Size	Weight	Cube
7'10" x 10'	21 lbs.	2
5'3" x 7'4"	9 lbs.	.93



Charleston - Honey




Item No.	Size
RS-177-675-80	7'10" x 10'
RS-177-675-35	5'3" x 7'4"

CONTACT DEALER
FOR MORE
INFORMATION

Specifications:

Size	Weight	Cube
7'10" x 10'	21 lbs.	2
5'3" x 7'4"	9 lbs.	.93



Charleston - Henna



Item No.	Size
RS-177-612-80	7'10" x 10'
RS-177-612-35	5'3" x 7'4"

CONTACT DEALER
FOR MORE
INFORMATION

Specifications:

Size	Weight	Cube
7'10" x 10'	21 lbs.	2
5'3" x 7'4"	9 lbs.	.93



Champagne - Neptune




Item No.	Size
RS-176-536-80	7'10" x 10'
RS-176-536-35	5'3" x 7'4"

CONTACT DEALER
FOR MORE
INFORMATION

Specifications:

Size	Weight	Cube
7'10" x 10'	21 lbs.	2
5'3" x 7'4"	9 lbs.	.93



Garden Cottage - Blueberry



Item No.	Size
RS-175-563-80	7'10" x 10'
RS-175-563-35	5'3" x 7'4"

CONTACT DEALER
FOR MORE
INFORMATION

Specifications:

Size	Weight	Cube
7'10" x 10'	21 lbs.	2
5'3" x 7'4"	9 lbs.	.93



Tweed - Ebony & Charcoal



Item No.	Size
RS-901-395-80	7'10" x 10'
RS-901-395-35	5'3" x 7'4"

CONTACT DEALER
FOR MORE
INFORMATION

Specifications:

Size	Weight	Cube
7'10" x 10'	21 lbs.	2
5'3" x 7'4"	9 lbs.	.93



Florence - Mocha



Item No.	Size
RS-316-687-80	7'10" x 10'
RS-316-687-35	5'3" x 7'4"

CONTACT DEALER
FOR MORE
INFORMATION

Specifications:

Size	Weight	Cube
7'10" x 10'	21 lbs.	2
5'3" x 7'4"	9 lbs.	.93



Florence - Chestnut




Item No.	Size
RS-816-890-80	7'10" x 10'
RS-816-890-35	5'3" x 7'4"


CONTACT DEALER
FOR MORE
INFORMATION

Specifications:

Size	Weight	Cube
7'10" x 10'	21 lbs.	2
5'3" x 7'4"	9 lbs.	.93



Lattice - Teak & Black




Item No.	Size
RS-587-070-80	7'10" x 10'
RS-587-070-35	5'3" x 7'4"

CONTACT DEALER
FOR MORE
INFORMATION

Specifications:

Size	Weight	Cube
7'10" x 10'	21 lbs.	2
5'3" x 7'4"	9 lbs.	.93



Impressions - Autumn




Item No.	Size
RS-181-100-80	7'10" x 10'
RS-181-100-35	5'3" x 7'4"

**CONTACT DEALER
FOR MORE
INFORMATION**

Specifications:

Size	Weight	Cube
7'10" x 10'	21 lbs.	2
5'3" x 7'4"	9 lbs.	.93



Impressions - Spring



Item No.	Size
RS-181-254-80	7'10" x 10'
RS-181-254-35	5'3" x 7'4"

**CONTACT DEALER
FOR MORE
INFORMATION**

Specifications:

Size	Weight	Cube
7'10" x 10'	21 lbs.	2
5'3" x 7'4"	9 lbs.	.93



Linen - Caramel Macchiato



Item No.	Size
RS-556-060-80	7'10" x 10'
RS-556-060-35	5'3" x 7'4"


**CONTACT DEALER
FOR MORE
INFORMATION**

Specifications:

Size	Weight	Cube
7'10" x 10'	21 lbs.	2
5'3" x 7'4"	9 lbs.	.93



Lodge - Redwood




Item No.	Size
RS-182-116-80	7'10" x 10'
RS-182-116-35	5'3" x 7'4"


**CONTACT DEALER
FOR MORE
INFORMATION**

Specifications:

Size	Weight	Cube
7'10" x 10'	21 lbs.	2
5'3" x 7'4"	9 lbs.	.93



Shown:

Umbrella:
UM8000
6409 - Terra Cotta 

Rug:
RS-182-116-35 (5'3" x 7'4")
Lodge - Redwood

Protective Furniture Cover Collection

NEW

- Fire Pit styles
- Modular styles
- Round Table & Chairs
- Oval/Rectangle/Square Table & Chairs
- Chair/Chaise/Sofa Loveseat
- Deep Seating
- Outdoor Accessories







Protective Furniture Covers



Protect your investment all year round.

The Treasure Garden Protective Furniture Covers are made with **RhinoWeave®**, a Treasure Garden exclusive. Designed to be durable, breathable, and water resistant and will not crack or peel like vinyl. All covers come with a one year warranty.



Furniture Covers features:

- Spring cinch lock to secure protective cover into place for a snug fit.
- Convenient storage pouch sewn onto most covers.
- Machine washable

Our Treasure Garden (take-one) consumer brochure will help your customers select the right style(s) to help protect their investment – ALL YEAR ROUND.



How to measure for your protective furniture cover

Key: W - Width / D - Depth / H - Height | **Dia.** - Diameter



Hole vs No Hole

Use covers with "Hole" when umbrella is used with a table. If table does not accommodate an umbrella a "No Hole" style is recommended.

The velcro closure allows for the protective cover to be easily placed on and taken off without removing umbrella from table.

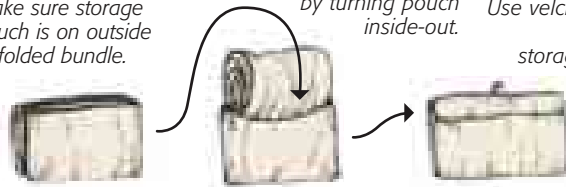


How to use Storage Pouch

Fold up protective cover to size of storage pouch, make sure storage pouch is on outside of folded bundle.

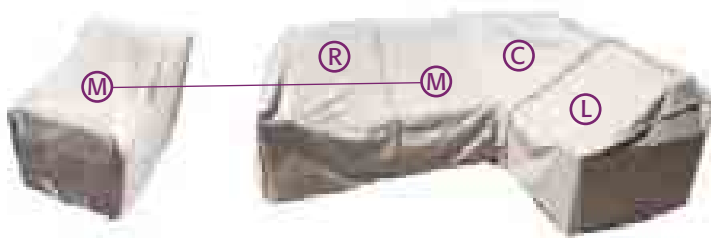
Next, fold protective cover into storage pouch by turning pouch inside-out.

Use velcro closure to close storage pouch.




Modular Cover System

Our innovative modular cover system offers uniquely designed protective furniture covers to cover individual styles or modular styles. All styles can be joined together to cover the entire modular set, no matter what configuration.




The (6) modular cover styles feature water resistant zippers for the side panel seams. The panels can be removed to attach to next style.

To join styles together...



1. Zip off side panels



2. Zip covers together to desired configuration.

All modular covers are interchangeable and can be zipped together to create one complete unit.



(R) Right End (Left Facing)

(M) Middle

(L) Left End (Right Facing)

(C) Corner

(E) Extension

(W) Wedge



W = width D = depth H = height




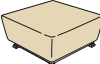


NOTE:

- All modular style protective furniture covers feature water-resistant zippers.
- Style codes for easy identification.
- CP305 Modular Extension (E) style allows greater flexibility for larger styles.



Key: W - Width / D - Depth / H - Height | **Dia.** - Diameter

FIRE PIT COLLECTION








ITEM	ITEM NO.	DESCRIPTION	SIZE	WT (LBS)/CTN	CUBE/CTN	CASE PACK	
 	CP929	Fits all 36" to 42" Round Fire Pits w/elastic & spring cinch lock	43" Dia. x 12" H	25.1	1.88	12	CONTACT DEALER FOR MORE INFORMATION
	CP930	Fits 48" to 54" Round Fire Pits w/elastic & spring cinch lock	55" Dia. x 12" H	30.5	1.88	12	CONTACT DEALER FOR MORE INFORMATION
	CP932	Fits 42" to 48" Square Fire Pits w/elastic & spring cinch lock	49" W x 49" D x 12" H	32.3	1.88	12	CONTACT DEALER FOR MORE INFORMATION
	CP933	Fits 50" x 30" Rectangle Chat & Fire Pits w/elastic & spring cinch lock	51" W x 31" D x 12" H	27.5	1.88	12	CONTACT DEALER FOR MORE INFORMATION
	CP936	Fits 58" x 38" Rectangle Chat & Fire Pits w/elastic & spring cinch lock	59" W x 39" D x 12" H	33.5	1.88	12	CONTACT DEALER FOR MORE INFORMATION

MODULAR STYLE COLLECTION









ITEM	ITEM NO.	DESCRIPTION	CODE	SIZE	WT (LBS)/CTN	CUBE/CTN	CASE PACK	
	CP301	Modular Right End (Left Facing) <i>Fits End Sectional</i>	(R)	32" W x 40" D x 32" H	9.42	1.60	8	CONTACT DEALER FOR MORE INFORMATION
	CP302	Modular Armless (MIDDLE) <i>Fits Middle Sectional</i>	(M)	28" W x 40" D x 32" H	9.42	1.60	8	CONTACT DEALER FOR MORE INFORMATION
	CP303	Modular Left End (Right Facing) <i>Fits End Sectional</i>	(L)	32" W x 40" D x 32" H	9.42	1.60	8	CONTACT DEALER FOR MORE INFORMATION
	CP304	Modular Corner <i>Fits Corner Sectional</i>	(C)	40" W x 40" D x 32" H	10.96	2.42	8	CONTACT DEALER FOR MORE INFORMATION
	CP305	Modular Extension <i>Extends Sectionals</i>	(E)	12" W x 40" D x 32" H	3.45	1.00	8	CONTACT DEALER FOR MORE INFORMATION
	CP306	Modular Corner (WEDGE) <i>Fits Corner Sectional</i>	(W)	52" W x 40" D x 32" H (28" W - Front)	10.70	1.97	8	CONTACT DEALER FOR MORE INFORMATION

Key: **W** - Width / **D** - Depth / **H** - Height | **Dia.** - Diameter

ROUND TABLE & CHAIRS

ITEM	ITEM NO.	DESCRIPTION	SIZE	WT (LBS)/CTN	CUBE/CTN	CASE PACK	
	CP531 (NO HOLE)	36" Bistro/Café Table & Chairs w/4 ties, elastic & spring cinch lock	48" Dia. x 25" H	24	1.97	8	CONTACT DEALER FOR MORE INFORMATION
	CP551 (NO HOLE)	48" Round Table & Chairs w/4 ties, elastic & spring cinch lock	84" Dia. x 36" H	26	1.97	4	CONTACT DEALER FOR MORE INFORMATION
	CP552	48" Round Table & Chairs w/4 ties, velcro closure, elastic & spring cinch lock	84" Dia. x 36" H	26	1.97	4	CONTACT DEALER FOR MORE INFORMATION
	CP571 (NO HOLE)	54" Round Table & Chair w/6 ties, elastic & spring cinch lock	92" Dia. x 36" H	28	1.97	4	CONTACT DEALER FOR MORE INFORMATION
	CP572	54" Round Table & Chairs w/6 ties, velcro closure, elastic & spring cinch lock	92" Dia. x 36" H	28	1.97	4	CONTACT DEALER FOR MORE INFORMATION
	CP590 (NO HOLE)	60" Round Table & Chairs w/8 ties, elastic & spring cinch lock	108" Dia. x 36" H	35	2.42	4	CONTACT DEALER FOR MORE INFORMATION
	CP591	60" Round Table & Chairs w/8 ties, velcro closure, elastic & spring cinch lock	108" Dia. x 36" H	35	2.42	4	CONTACT DEALER FOR MORE INFORMATION

OVAL/RECTANGLE/SQUARE TABLE & CHAIRS









ITEM	ITEM NO.	DESCRIPTION	SIZE	WT (LBS)/CTN	CUBE/CTN	CASE PACK	
	CP584 (NO HOLE)	Fits Medium Oval/Rectangle Table & Chairs w/8 ties, elastic & spring cinch lock	72" W x 102" D x 36" H	22	1.97	4	CONTACT DEALER FOR MORE INFORMATION
	CP585	Fits Medium Oval/Rectangle Table & Chairs w/8 ties, velcro closure, elastic & spring cinch lock	72" W x 102" D x 36" H	22	1.97	4	CONTACT DEALER FOR MORE INFORMATION
	CP586 (NO HOLE)	Fits Small Oval/Rectangle Table & Chairs w/8 ties, elastic & spring cinch lock	60" W x 84" D x 36" H	22	1.97	4	CONTACT DEALER FOR MORE INFORMATION
	CP587	Fits Small Oval/Rectangle Table & Chairs w/8 ties, velcro closure, elastic & spring cinch lock	60" W x 84" D x 36" H	22	1.97	4	CONTACT DEALER FOR MORE INFORMATION
	CP699 (NO HOLE)	X-Large Oval/Rectangle Table & Chairs w/8 ties, elastic & spring cinch lock	92" W x 128" D x 36" H	36	2.42	4	CONTACT DEALER FOR MORE INFORMATION
	CP694	X-Large Oval/Rectangle Table & Chairs w/8 ties, velcro closure, elastic & spring cinch lock	92" W x 128" D x 36" H	36	2.42	4	CONTACT DEALER FOR MORE INFORMATION
	CP697 (NO HOLE)	2XL Large Oval/ Rectangle Table and Chairs w/8 ties, elastic & spring cinch lock	96" W x 180" D x 36" H	40	3.18	4	CONTACT DEALER FOR MORE INFORMATION
	CP598	72" Square Table & Chairs w/8 ties, velcro closure, elastic & spring cinch lock	120" W x 120" D x 36" H	49	3.18	4	CONTACT DEALER FOR MORE INFORMATION

Key: **W** - Width / **D** - Depth / **H** - Height | **Dia.** - Diameter

CHAIR/CHAISE/SOFA LOVESEAT


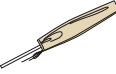
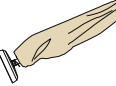





ITEM	ITEM NO.	DESCRIPTION	SIZE	WT (LBS)/CTN	CUBE/CTN	CASE PACK	
	CP111	Stack of Chairs/Bar Stools w/4 ties, elastic & spring cinch lock	27" W x 30" D x 49" H	29	1.82	12	CONTACT DEALER FOR MORE INFORMATION
	CP112	High Back Chair w/elastic & spring cinch lock	27" W x 30" D x 36" H	24	1.82	12	CONTACT DEALER FOR MORE INFORMATION
	CP113	Recliner Chair w/elastic & spring cinch lock	26" W x 36" D x 43" H	24	1.82	12	CONTACT DEALER FOR MORE INFORMATION
	CP121S	Small Chaise Lounge w/4 ties, elastic & spring cinch lock	30" W x 80" D x 27" H	43	2.42	12	CONTACT DEALER FOR MORE INFORMATION
	CP121L	Large Chaise Lounge w/4 ties, elastic & spring cinch lock	39" W x 84" D x 42" H	31	2.42	6	CONTACT DEALER FOR MORE INFORMATION
	CP122	Loveseat Glider w/elastic & spring cinch lock	50" W x 29" D x 26" H	27	1.82	12	CONTACT DEALER FOR MORE INFORMATION
	CP141	Double Chaise Lounge w/4 ties, elastic & spring cinch lock	72" W x 84" D x 42" H	44	2.88	6	CONTACT DEALER FOR MORE INFORMATION

DEEP SEATING

ITEM	ITEM NO.	DESCRIPTION	SIZE	WT (LBS)/CTN	CUBE/CTN	CASE PACK	
	CP210	Large Ottoman w/elastic & spring cinch lock	36" W x 30" D x 18" H	27	1.82	12	CONTACT DEALER FOR MORE INFORMATION
	CP211	Lounge Chair w/elastic & spring cinch lock	35" W x 35" D x 35" H	29	2.88	12	CONTACT DEALER FOR MORE INFORMATION
	CP212	Rocking Chair w/elastic & spring cinch lock	36" W x 41" D x 34" H	25	1.82	12	CONTACT DEALER FOR MORE INFORMATION
	CP222	Loveseat or Sectional w/elastic & spring cinch lock	58" W x 38" D x 35" H	31	2.42	12	CONTACT DEALER FOR MORE INFORMATION
	CP223	Sofa w/elastic & spring cinch lock	85" W x 36" D x 35" H	22	2.42	6	CONTACT DEALER FOR MORE INFORMATION
	CP241	X-Large Club or Lounge Chair w/elastic & spring cinch lock	43" W x 42" D x 43" H	23	1.82	6	CONTACT DEALER FOR MORE INFORMATION
	CP242 <i>Fits Curved Loveseat</i>	X-Large Loveseat or Corner Sectional w/elastic & spring cinch lock	69" W x 42" D x 43" H	26	2.42	6	CONTACT DEALER FOR MORE INFORMATION
	CP243 <i>Fits Curved Sofa</i>	X-Large Sofa w/elastic & spring cinch lock	96" W x 42" D x 43" H	34	2.88	6	CONTACT DEALER FOR MORE INFORMATION

Key: **W** - Width / **D** - Depth / **H** - Height | **Dia.** - Diameter

OUTDOOR ACCESSORIES

ITEM	ITEM NO.	DESCRIPTION	SIZE	WT (LBS)/CTN	CUBE/CTN	CASE PACK	
	CP901	Large Umbrella style (fits 6', 7.5', 8.5' market styles)	Fits (6', 7.5', 8.5') x 60" H	26	1.82	24	CONTACT DEALER FOR MORE INFORMATION
	CP902	X-Large Umbrella style (fits 9'-11' market styles)	Fits (9', 10', 11') x 72" H	33	1.82	24	CONTACT DEALER FOR MORE INFORMATION
	CP908	AG28 Series styles	Fits (10', 11') x 112" H	41	1.82	12	CONTACT DEALER FOR MORE INFORMATION
	CP910	Rectangle Market styles (fits rectangle up to 10'x13')	Fits (10', 13') x 110" H	41	1.82	16	CONTACT DEALER FOR MORE INFORMATION
	CP912	AG19 & AG3 Cantilever styles	Fits (8', 9', 10') x 88" H	45	2.02	24	CONTACT DEALER FOR MORE INFORMATION
	CP920	AKZ Series styles	Fits (10', 11', 13') x 104" H	41	1.82	12	CONTACT DEALER FOR MORE INFORMATION
	CP922	Fits all 28" Square & 24" Round Tables w/elastic & spring cinch lock	27" W x 27" D x 15" H	20	1.88	12	CONTACT DEALER FOR MORE INFORMATION
	CP923	Fits all Oval and Rectangle Occasional Tables w/elastic & spring cinch lock	30" W x 45" D x 15" H	26	2.63	12	CONTACT DEALER FOR MORE INFORMATION

Key: W - Width / D - Depth / H - Height | Dia. - Diameter

All protective furniture covers come with a
ONE YEAR LIMITED WARRANTY.



Merchandising For Success

Good/Better/Best Program

Designer Cover Collection

Merchandise Display Stands

Science behind Shade

Shown:

High Point Showroom
2600 Showplace





Shade

TREASURE GARDEN

GOOD/BETTER/BEST

The Treasure Garden® brand has a proven track record of success, based on the **GOOD/BETTER/BEST** system of merchandising and selling. To achieve the maximum results, we strongly urge you to buy our Programs as designed. The dealers that do, show consistent increases every year in gross sales & gross margin dollars! *Our showrooms and catalog for 2016 have been redesigned to feature & highlight how our Trade-Up programs work.*

BEST


Top 20 Best Sellers (Grade A)



Solids




5403 Jockey Red



5476 Heather Beige



5408 Black



5404 Natural




5425 Cocoa




5407 Henna




54011 Ginkgo




5422 Antique Beige




5453 Canvas




5413 Spa




8318 Sesame Linen



5446 Forest Green



5439 Navy




5489 Canvas Coal




5488 Teak


Stripes



56095 Astoria Sunset Stripe




56096 Astoria Lagoon Stripe



56075 Peyton Granite Stripe



5612 Rachel Stripe - Redwood

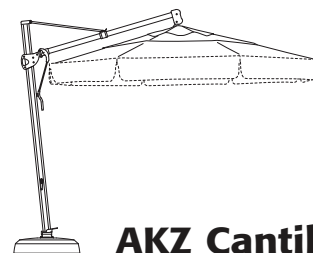
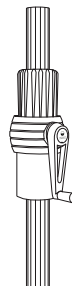


6648 Signal Crimson Stripe

Recommended frame/canopy



Collar Tilt













AKZ Cantilever

BETTER

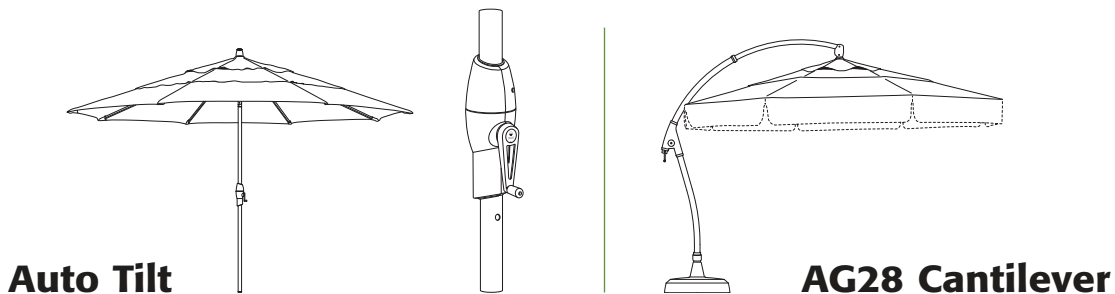
Top 10 Best Sellers (Grade C)



Solids

				
4803 Red	4876 Sand	4807 Auburn	4808 Black	4811 Kiwi
				
4825 Mocha	4827 Chocolate	4818 Sesame	4822 Khaki	4853 Vanilla

Recommended frame/canopy








GOOD

Top 5 Best Sellers (Grade D)

Solefin®

Solids

				
2412 Really Red	2407 Henna	3500 Champagne Linen	2446 Forest Green	2408 Black

Recommended frame/canopy



Designer Cover Collection

Available on 11' & 9' market umbrellas and 13' & 11' cantilevers.
Offered in 100% Solution-Dyed Acrylic and Polyester fabrics.

How to Order:

1. **SELECT YOUR DC ITEM NO.**
– See DC sample styles below
2. **SELECT YOUR FABRIC(S)**
– Go to the Treasure Garden Fabric Collection pages or refer our Swatch Book for fabric selections.
3. **SIMPLY ADD:**
– The DC Item No. to your desired umbrella Item No.

Ordering Information:

To ensure the proper sewing of your custom umbrella, please list EACH individual fabric number in the sequence you wish them to appear from **top vent to trim/valance** (starting from the center finial and working towards the canopy trim/valance).

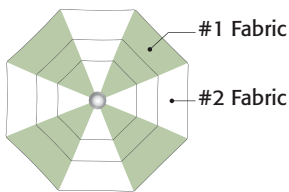
Note: You cannot mix acrylics with Bella Dura® fabrics, even though it is grade A; or mix acrylics with polyester fabrics.

Double Wind Vent pricing applies to all Designer Cover (DC) styles.

Designer Cover designs - for Market umbrellas

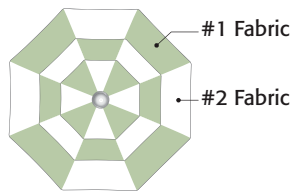
DC2 Alternating Panels

Specify 2 alternating fabrics



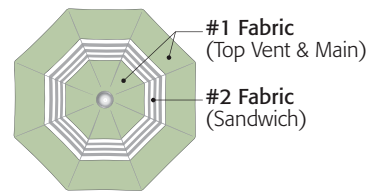
DC3 Twist

Specify 2 alternating fabrics



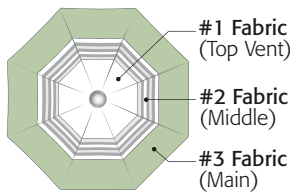
DC4 Sandwich

Specify 2 fabrics



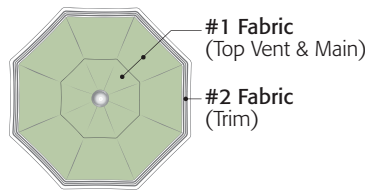
DC5 Three Fabrics

Specify 3 fabrics



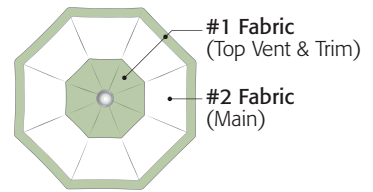
DC6 Trim Accent *(SWV ONLY)*

Specify 2 fabrics



DC7 Top Vent & Trim Accent *(SWV ONLY)*

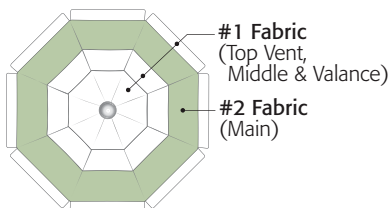
Specify 2 fabrics



Designer Cover designs - for Cantilevers

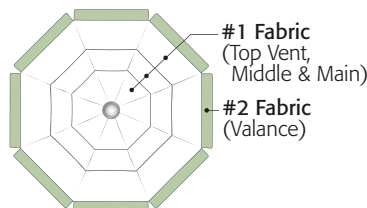
DC9 Top Vent & Valance Accent

Specify 2 fabrics



DC10 Valance Accent

Specify 2 fabrics



Designer Cover Collection



UCP409-SS
5404/5403

DC2



5403 A
Jockey Red



5404 A
Natural



UCP409-SS
5401/5404

DC3



5401 A
Pacific Blue




5404 A
Natural



UM8009
5408/2036

DC4



5408 A
Black



2036 A+
Lace Ebony



UM8009
5404/5408/5403

DC5



5404 A
Natural



5408 A
Black



5403 A
Jockey Red



UM8009
5404/5408

DC6



5404 A
Natural



5408 A
Black



UM8103
57000/2035

DC7



57000 A
Blush




2035 A+
Lace Strawberry




AKZ-09DV
5408/5404

DC9



5408 A
Black



5404 A
Natural



AKZ-09DV
6648/5408

DC10



6648 A
Signal Crimson
Stripe




5408 A
Black

Mini Umbrellas & Displays



Treasure Garden® umbrellas are available in mini versions for wall merchandising. The minis create an especially *eye catching* presentation for retail stores with high walls and ceilings, columns, and store window displays. *Mini Umbrellas provide a way to display umbrellas in the latest fabric color trends.*



Single Fabric Display: MU- _____
Fabric Item No.

Includes canopy, frame/finial and wall bracket

Example: 4816 Aqua **Item No.:** MU-4816

**CONTACT DEALER
FOR MORE
INFORMATION**

CANOPY ONLY Single Fabric: CMINI- _____
Fabric Item No.

Example: 4816 Aqua **Item No.:** CMINI-4816



Designer Cover Fabric Display: MDC00 ____ - ____ / ____ / ____
DC# Fabric Item Nos.

Includes Designer Cover canopy, frame/finial and wall bracket

Example: 4804 Eggshell/4808 Black/4803 Red **Item No.:** MDC005-4804/4808/4803

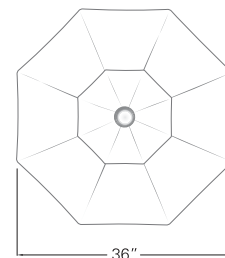
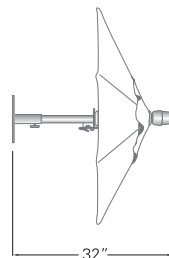
**CONTACT DEALER
FOR MORE
INFORMATION**

CANOPY ONLY Designer Cover Fabric: CMINI- ____ / ____ / ____ / ____
DC# Fabric Item Nos.

Example: 4804 Eggshell/4808 Black/4803 Red **Item No.:** CMINI5-4804/4808/4803

Specifications:

- Umbrella Size** 36"
- Height** 32"
- Shape** Octagon
- Wall Bracket** Included
- Weight** 9 lbs.
- Cube** 0.65
- Carton Size** 28" x 7" x 7"




Display Stands

Item No.:

UDR-09

Displays (6) umbrellas



Features:

- Black - Powder Coated Steel
- (5) Polyurethane Wheels with (1) Locking Wheel
- Made in the USA

Specifications:


Size 25" W x 25" D x 25" H
Color Black
Weight 56
Cube 9.04

CONTACT DEALER FOR MORE INFORMATION

Item No.:

BD609

Crossbar displays (6) umbrellas



Specifications:


Size 72" W x 3" D
 (2) Crossbars
Color Black
Weight 20 lbs.
Cube 1

CONTACT DEALER FOR MORE INFORMATION

Item No.:

BD309

Crossbar displays (3) umbrellas



Specifications:

Size 36" W x 3" D
 (2) Crossbars
Color Black
Weight 10 lbs.
Cube 0.5

CONTACT DEALER FOR MORE INFORMATION

Crossbars install onto Treasure Garden's BA509, BG509, BW509 and BKM1009 black bases (sold separately).

Item No.:

RTD-09

Rug Tower displays
 (6) Treasure Garden rugs



Features:

- Black - Powder Coated Steel
- (5) Polyurethane Wheels with (1) Locking Wheel
- Made in the USA

Specifications:



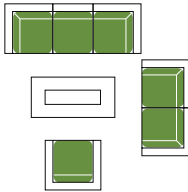


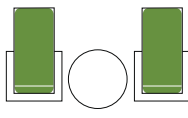


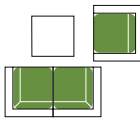


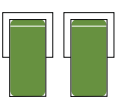


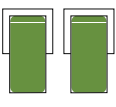




Size 25" W x 25" D x 53" H
Color Black
Weight 59
Cube 19.17

CONTACT DEALER FOR MORE INFORMATION

Science behind Shade



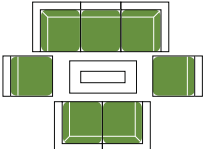





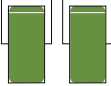


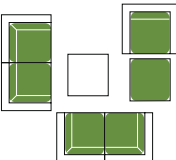


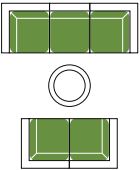


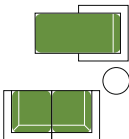


Solar radiation can dramatically change the temperatures of an object that it hits, heating it far above the actual air temperature. The proper shade over your dining or deep seating areas can reduce the temperature up to **20%**.

A **sweltering 95°** can become a **comfortable 80°** with the proper shade!

SIZE/SHAPE	DINING	DEEP SEATING*	STYLE
13' Octagon  140 <small>sq ft coverage</small>			13' AKZ Cantilever
11' Octagon  100 <small>sq ft coverage</small>			11' AKZ Cantilever 11' AG28 Cantilever 11' Starlight Collar Tilt 11' Collar Tilt 11' Auto Tilt
10' Octagon  83 <small>sq ft coverage</small>			10' AG19 Cantilever
10' Round  79 <small>sq ft coverage</small>			10' Shanghai Collar Tilt
9' Octagon  67 <small>sq ft coverage</small>			9' Starlight Collar Tilt 9' Collar Tilt 9' Auto Tilt 9' Push Button Tilt 9' Commercial 9' Quad Pulley Lift
7.5' Octagon  46 <small>sq ft coverage</small>		N/A	7.5' Push Button Tilt 7.5' Commercial
6' Octagon  29 <small>sq ft coverage</small>		N/A	6' Push Button Tilt

*Suggested Deep Seating arrangements, can vary based on actual individual piece dimensions.

Science behind **Shade**

SIZE/SHAPE	DINING	DEEP SEATING	STYLE
10'x13' Rectangle 			10'x13' AKZRT Cantilever
8'x11' Rectangle 			8'x11' Crank Lift
8'x10' Rectangle 			8'x10' Auto Tilt
11.5' Square 			11.5' AKZSQ Cantilever
10' Square 			10' AKZSQ Cantilever
8.5' Square 			8.5' AG19SQ Cantilever
7' Square 		N/A	7' Commercial

Follow our chart and enjoy the outdoors more than ever!

2016 Fabric Collection

100% Solution-Dyed Acrylics
Grades A+/A

100% Solution-Dyed Bella-Dura®
Grade A

100% Solution-Dyed Polyester
Grades C


100% Solution-Dyed Olefin
Grade D






2016 Fabric Collection

100% Solution-Dyed Acrylic – Grades A+/A



2035 A+
Lace Strawberry



2036 A+
Lace Ebony



5401 A
Pacific Blue



54011 A
Ginkgo



5403 A
Jockey Red



5404 A
Natural




54048 A
Charcoal




5407 A
Henna




5408 A
Black



5413 A
Spa



5414 A
Wheat



5422 A
Antique Beige




5425 A
Cocoa



5432 A
Baybrown




5438 A
Buttercup




5439 A
Navy




5446 A
Forest Green




5448 A
Cork



5453 A
Canvas



5470 A
Walnut




5476 A
Heather Beige



5487 A
Fern



5488 A
Teak



5489 A
Canvas Coal




5604SB A
Sunset Beach Stripe



56075 A
Peyton Granite Stripe




56080 A
Milano Cobalt Stripe



56093 A
Frequency Parchment




56094 A
Frequency Sand



56095 A
Astoria Sunset Stripe

100% Solution-Dyed Acrylic – Grades A *(continued)*




56096 A
Astoria Lagoon Stripe




5612 A
Rachel Stripe - Redwood




57000 A
Blush



57001 A
Chestnut



57002 A
Iris



58003 A
Stanton Brownstone Stripe



58012 A
Volt Berry




58014 A
Volt Emerald




58016 A
Volt Galaxy




58017 A
Volt Glow




58019 A
Volt Sequoia



6011 A
Dupione Sand



6013 A
Dupione Bamboo



6017 A
Dupione Walnut




6409 A
Terra Cotta



6433 A
Neptune




6446 A
Lemongrass



6447 A
Surf



6457 A
Beacon Ash



6458 A
Clover



6459 A
Stucco



6461 A
Taupe




6627 A
Terrace Taupe Stripe



6628 A
Courtyard Beach Stripe



6648 A
Signal Crimson Stripe



6656 A
Signal Lemongrass Stripe



6657 A
Breaker Surf Stripe



7761 A
Taupe / Beige Rib



7804 A
Latte Vanilla*




7816 A
Tango Glacier

100% Solution-Dyed Acrylic – Grade A (continued)



7825 A
Tango Truffle



7850 A
Vine Licorice




7853 A
Tango Pearl




7861 A
Imperial Slate Stripe




7862 A
Regency Toffee Stripe



7888 A
Latte Macchiato*



8314 A
Straw Linen



8318 A
Sesame Linen

bella dura
100%
Solution-Dyed
Bella-Dura –
Grade A



6801 A
Cha Cha - Peacock



6803 A
Cha Cha - Pomegranate



6808 A
Cha Cha - Raven



6811 A
Cha Cha - Lime




6862 A
Cha Cha - Persimmon



6888 A
Cha Cha - Sable



100%
Solution-Dyed
Polyester –
Grade C



4800 C
Champagne



4801 C
Cobalt




4803 C
Red



4804 C
Eggshell



4807 C
Auburn




4808 C
Black




4809 C
Burnt Orange



4811 C
Kiwi



4813 C
Spa



4814 C
Straw




4815 C
Sunset




4816 C
Aqua

100% Solution-Dyed Polyester – Grade C *(continued)*



4818 C
Sesame



4820 C
Boulder



4822 C
Khaki



4825 C
Mocha



4826 C
Sky



4827 C
Chocolate



4828 C
Olive



4836 C
Berry




4838 C
Lemon




4839 C
Navy



4846 C
Forest Green




4848 C
Harvest




4853 C
Vanilla



4860 C
Vineyard



4861 C
Taupe



4870 C
Rosewood



4876 C
Sand



4884 C
Brass




4886 C
Sahara Stripe



4887 C
Moss




4888 C
Amber



4889 C
Barcelona Stripe




4890 C
Autumn Stripe




4891 C
Black Latte Stripe




4897 C
Ocean Breeze Stripe



4898 C
Sedona Stripe




4899 C
Hampton Stripe



48011 C
Ridge Beach



48056 C
Ridge Sequoia



48066 C
Ridge Canyon

100% Solution-Dyed Olefin – Grade D



2402 D
Banana



2406 D
Blue Sky



2407 D
Henna



2408 D
Black



2410 D
Pottery




2412 D
Really Red



2417 D
Tuscan



2419 D
Stone



2422 D
Beige




2424 D
Powder Blue



2427 D
Chocolate



2429 D
Macaw




2439 D
Navy



2446 D
Forest Green




2453 D
Canvas



2470 D
Walnut




2484 D
Brass




3400 D
Champagne




3409 D
Terra Cotta



3450 D
Charcoal




3454 D
Toffee



3474 D
Taupe



3488 D
Teak



3500 D
Champagne Linen



3518 D
Sesame Linen

Note: All fabrics shown are not to scale. Patterns, textures and colors may vary slightly from the actual fabric swatches; please refer to the Treasure Garden fabric swatch book for samples.

***Fabric note:** We suggest NOT to use the **7804 Latte Vanilla** or **7888 Latte Macchiato** pattern fabrics on styles less than 9' or on Square or Rectangle shapes. The swatches will not accurately depict the pattern due to its large scale. Refer to the Swatch Book to view the pattern in full detail.

Fabric Care & Cleaning Instructions


General Information

100% Solution-Dyed Acrylic Fabrics:

Grades A+ and A Includes:     

Limited warranty: 5 years against fading

100% Solution-Dyed Polyester Fabrics:

Grade C (Our exclusive 4800 series) 

Limited warranty: 4 years against fading

MOST STAINS ON SOLUTION-DYED FABRICS CAN BE CLEANED UP WITH A MILD SOAP AND WATER SOLUTION. Solution-Dyed fabrics should be cleaned regularly before substances such as dirt, etc., are allowed to accumulate on and become embedded in the fabric. The fabric can be cleaned without being removed from the umbrella. Simply brush off any loose dirt, etc., clean with warm water (no more than 100° F) and a mild natural soap. Rinse thoroughly to remove soap. When using liquid detergent, it may be necessary to re-apply a water repellent treatment, such as 303 Hi Tech Fabric Guard. When washing or cleaning, DO NOT SUBJECT TO EXCESSIVE HEAT as the fabric will shrink. DO NOT STEAM PRESS OR DRY IN ELECTRIC OR GAS DRYERS. Allow fabric to air dry. In case Solution-Dyed fabrics are stored during the winter season, it should be cleaned, allowed to air dry and stored in a dry, well ventilated area. For stubborn stains, please see the stain cleaning chart for more specific cleaning instructions.

STAIN CLEANING CHART

STAINS

BEER
BERRY
BLOOD (dried)
BUTTER
CHARCOAL, PENCIL MARKS
CATSUP OR MUSTARD
CHEWING GUM
CHOCOLATE
COFFEE

COLA
CRAYON
EGG (raw)
GRAPE JUICE
GRAVY
GREASE
INK
IRON RUST
LIPSTICK
MASCARA

RECOMMENDED CLEANING SOLUTIONS

- liquid detergent, white vinegar
- liquid detergent/ammonia (3-6% water)
- detergent/ammonia (3-6% water)
- volatile solvent (acetone)
- vacuum, then liquid detergent
- liquid detergent
- volatile solvent (acetone)
- liquid detergent, ammonia water
- detergent, white vinegar
- volatile solvent (acetone)
- liquid detergent
- paint, oil or grease remover
- liquid detergent
- liquid detergent (water)
- liquid detergent
- volatile solvent (acetone)
- paint remover, volatile solvent (acetone), detergent
- oxalic or citrus acids, water
- paint, oil or grease remover
- paint remover, volatile solvent (acetone), detergent

STAINS

MILDEW

MILK
NAIL POLISH
OIL
ORANGE DRINK
PAINT (latex) WET
PAINT (latex) DRIED
PAINT (oil or lacquer)
SHOE POLISH (liquid)
SHOE POLISH (wax)

SUNTAN LOTION
TEA
TOMATO JUICE
TREE SAP
URINE
VOMIT
WATER COLOR
WAX (candle)

WINE

RECOMMENDED CLEANING SOLUTIONS

- 1/2 cup of bleach and 1/4 cup natural soap per gallon of water
- liquid detergent
- volatile solvent (acetone)
- liquid detergent, water
- liquid detergent, water
- paint, oil or grease remover
- paint, oil or grease remover
- volatile solvent (acetone)
- apply heated iron over towel, volatile solvent (acetone)
- Pine Power or pine oil detergent
- liquid detergent
- liquid detergent
- turpentine, liquid detergent
- liquid detergent, white vinegar
- detergent, water, white vinegar
- liquid detergent, water, white vinegar
- apply heated iron over towel, volatile solvent (acetone)
- liquid detergent/ammonia (3-6% water), white vinegar

100% Solution-Dyed Soft Olefin Fabrics:

Grade D (Our exclusive Solefin®- 2400, 3400 and 3500 series)

Limited warranty: 2 years against fading

Solefin

To keep Solefin fabric looking fresh and new it should be washed periodically with detergent and water. Most stains can and should be cleaned up immediately after they occur. If, however, a spot or stain remains, clean with a solution of warm water and a mild detergent then rinse thoroughly. If necessary, apply laundry prewash, leave in for 10 minutes and then reapply warm water and detergent. After cleaning, always rinse thoroughly with water and allow to air dry. The fabric will dry quickly because it is a naturally water repellent material.

2016 Fabric Index



Fabric Item No.	Fabric Name	Swatch Book Page No.	Fabric Grade	TeC Custom			
				7.5' Quick-Ship (SWV)	9' Quick-Ship (SWV)	11' Quick-Ship (DMV)	
2035	Lace Strawberry	1	A+	✓			
2036	Lace Ebony	2	A+	✓			
2402	Banana	c2-a	D			✓	
2406	Blue Sky	c2-b	D			✓	
2407	Henna	c1-c	D			✓	
2408	Black	c1-a	D			✓	
2410	Pottery	c1-e	D			✓	
2412	Really Red	c1-b	D			✓	
2417	Tuscan	c1-f	D			✓	
2419	Stone	c3-f	D			✓	
2422	Beige	c4-c	D			✓	
2424	Powder Blue	c2-c	D			✓	
2427	Chocolate	c3-c	D			✓	
2429	Macaw	c2-e	D			✓	
2439	Navy	c2-d	D			✓	
2446	Forest Green	c2-f	D			✓	
2453	Canvas	c5-a	D			✓	
2470	Walnut	c3-b	D			✓	
2484	Brass	c4-e	D			✓	
3400	Champagne	c4-b	D			✓	
3409	Terra Cotta	c1-d	D			✓	
3450	Charcoal	c3-a	D			✓	
3454	Toffee	c3-d	D			✓	
3474	Taupe	c3-e	D			✓	
3488	Teak	c4-d	D			✓	
3500	Champagne Linen	c4-a	D			✓	
3518	Sesame Linen	c4-f	D			✓	
4800	Champagne	42	C	✓		✓	
4801	Cobalt	44S	C	✓	✓	✓	
48011	Ridge Beach	43	C	✓		✓	
4803	Red	39S	C	✓	✓	✓	✓
4804	Eggshell	56S	C	✓		✓	
48056	Ridge Sequoia	41	C	✓		✓	
48066	Ridge Canyon	47	C	✓		✓	
4807	Auburn	40S	C	✓		✓	✓
4808	Black	46S	C	✓	✓	✓	✓

Fabric Item No.	Fabric Name	Swatch Book Page No.	Fabric Grade	TeC Custom			
				7.5' Quick-Ship (SWV)	9' Quick-Ship (SWV)	11' Quick-Ship (DMV)	
4809	Burnt Orange	38S	C	✓		✓	
4811	Kiwi	35S	C	✓	✓	✓	
4813	Spa	31S	C	✓		✓	✓
4814	Straw	44	C	✓		✓	
4815	Sunset	37S	C	✓		✓	
4816	Aqua	30S	C	✓		✓	✓
4818	Sesame	58S	C	✓		✓	✓
4820	Boulder	57S	C	✓		✓	
4822	Khaki	54S	C	✓	✓	✓	✓
4825	Mocha	50S	C	✓		✓	
4826	Sky	45S	C	✓	✓	✓	
4827	Chocolate	48S	C	✓		✓	✓
4828	Olive	34S	C	✓		✓	
4836	Berry	41S	C	✓		✓	
4838	Lemon	36S	C	✓	✓	✓	
4839	Navy	43S	C	✓	✓	✓	
4846	Forest Green	32S	C	✓	✓	✓	
4848	Harvest	45	C	✓		✓	
4853	Vanilla	55S	C	✓		✓	
4860	Vineyard	42S	C	✓		✓	
4861	Taupe	49S	C	✓		✓	
4870	Rosewood	47S	C	✓		✓	
4876	Sand	53S	C	✓	✓	✓	✓
4884	Brass	52S	C	✓		✓	
4886	Sahara Stripe	39	C	✓		✓	
4887	Moss	33S	C	✓		✓	
4888	Amber	53S	C	✓		✓	
4889	Barcelona Stripe	34	C	✓		✓	
4890	Autumn Stripe	38	C	✓		✓	
4891	Black Latte Stripe	40	C	✓		✓	
4897	Ocean Breeze Stripe	36	C	✓		✓	
4898	Sedona Stripe	37	C	✓		✓	
4899	Hampton Stripe	35	C	✓		✓	
5401	Pacific Blue	7S	A	✓	✓	✓	
54011	Ginkgo	13S	A	✓	✓	✓	
5403	Jockey Red	2S	A	✓	✓	✓	✓

Fabric Item No.	Fabric Name	Swatch Book Page No.	Fabric Grade	TeCustom	TeEx Quick-Ship		
					7.5' (SWV)	9' (SWV)	11' (DWV)
5404	Natural	17S	A	✓	✓	✓	
54048	Charcoal	28S	A	✓			
5407	Henna	4S	A	✓		✓	✓
5408	Black	27S	A	✓	✓	✓	✓
5413	Spa	10S	A	✓		✓	✓
5414	Wheat	16S	A	✓			
5422	Antique Beige	19S	A	✓		✓	✓
5425	Cocoa	25S	A	✓		✓	✓
5432	Baybrown	24S	A	✓			
5438	Buttercup	15S	A	✓	✓	✓	
5439	Navy	9S	A	✓	✓	✓	
5446	Forest Green	11S	A	✓	✓	✓	
5448	Cork	30	A	✓			
5453	Canvas	18S	A	✓		✓	
5470	Walnut	23S	A	✓			
5476	Heather Beige	20S	A	✓	✓	✓	✓
5487	Fern	12S	A	✓			
5488	Teak	22S	A	✓			
5489	Canvas Coal	33	A	✓			
5604SB	Sunset Beach Stripe	17	A	✓			
56075	Peyton Granite Stripe	15	A	✓			
56080	Milano Cobalt Stripe	8	A	✓			
56093	Frequency Parchment	24	A	✓			
56094	Frequency Sand	25	A	✓			
56095	Astoria Sunset Stripe	11	A	✓		✓	
56096	Astoria Lagoon Stripe	12	A	✓		✓	
5612	Rachel Stripe - Redwood	14	A	✓		✓	
57000	Blush	1S	A	✓			
57001	Chestnut	21S	A	✓			
57002	Iris	5S	A	✓			
58003	Stanton Brownstone Stripe	10	A	✓			
58012	Volt Berry		A	✓			
58014	Volt Emerald		A	✓			
58016	Volt Galaxy		A	✓			
58017	Volt Glow		A	✓			

Fabric Item No.	Fabric Name	Swatch Book Page No.	Fabric Grade	TeCustom	TeEx Quick-Ship		
					7.5' (SWV)	9' (SWV)	11' (DWV)
58019	Volt Sequoia		A	✓			
6011	Dupione Sand	26	A	✓			
6013	Dupione Bamboo	31	A	✓			
6017	Dupione Walnut	32	A	✓			
6409	Terra Cotta	3S	A	✓			
6433	Neptune	8S	A	✓			
6446	Lemongrass	14S	A	✓			
6447	Surf	6S	A	✓			
6457	Beacon Ash	29S	A	✓			
6458	Clover		A	✓			
6459	Stucco		A	✓			
6461	Taupe	26S	A	✓			
6627	Terrace Taupe Stripe		A	✓			
6628	Courtyard Beach Stripe		A	✓			
6648	Signal Crimson Stripe	16	A	✓			
6656	Signal Lemongrass Stripe	13	A	✓			
6657	Breaker Surf Stripe	9	A	✓			
6801	Cha Cha - Peacock	18	A	✓			
6803	Cha Cha - Pomegranate	21	A	✓			
6808	Cha Cha - Raven	23	A	✓			
6811	Cha Cha - Lime	19	A	✓			
6862	Cha Cha - Persimmon	20	A	✓			
6888	Cha Cha - Sable	22	A	✓			
7761	Taupe/Beige Rib	27	A	✓			
7804	Latte Vanilla	4	A	✓			
7816	Tango Glacier		A	✓			
7825	Tango Truffle		A	✓			
7850	Vine Licorice	3	A	✓			
7853	Tango Pearl		A	✓			
7861	Imperial Slate Stripe	6	A	✓			
7862	Regency Toffee Stripe	7	A	✓			
7888	Latte Macchiato	5	A	✓			
8314	Straw Linen	29	A	✓			
8318	Sesame Linen	28	A	✓		✓	✓

Refer to 2016 Swatch Card

Note: TeEx "Quick-Ship" program is available in select fabrics in our 7.5' and 9' Single Wind Vent (SWV) & 11' Double Wind Vent (DWV).



Replacement Canopy

Cantilever Replacement Canopy

ITEM NO.	STYLE	GRADE	VENTS
C813RD	AKZ13	A+	DWV
	13' Octagon	A	DWV
		C	DWV
C813RDV	AKZ13	A+	DWV w/Valance
	13' Octagon VALANCE	A	DWV w/Valance
		C	DWV w/Valance
CAKZRT	AKZRT	A+	SWV
	10'x13' Rectangle	A	SWV
		C	SWV
C812SQ	AKZSQ11	A+	SWV
	11.5' Square	A	SWV
		C	SWV
C812SQV	AKZSQ11	A+	SWV w/Valance
	11.5' Square VALANCE	A	SWV w/Valance
		C	SWV w/Valance
C811RD	AKZ/AG28	A+	DWV
	11' Octagon	A	DWV
		C	DWV
C811RDV	AKZ/AG28	A+	DWV w/Valance
	11' Octagon VALANCE	A	DWV w/Valance
		C	DWV w/Valance
C811SQ	AKZSQ/AG28SQ	A+	SWV
	10' Square	A	SWV
		C	SWV
C811SQV	AKZSQ/AG28SQ	A+	SWV w/Valance
	10' Square VALANCE	A	SWV w/Valance
		C	SWV w/Valance
CAG19	AG19	A+	SWV
	10' Octagon	A	SWV
		C	SWV
CAG19SQ	AG19SQ	A+	SWV
	8.5' Square	A	SWV
		C	SWV

**CONTACT DEALER
FOR MORE
INFORMATION**

**CONTACT DEALER
FOR MORE
INFORMATION**

Aluminum & Wood Replacement Canopy

ITEM NO.	STYLE	GRADE	VENTS
C811	11' - SWV	A+	SWV
	For UM801, UM801SL, UM809-11, UM812	A	SWV
		C	SWV
C811D	11' - DWV	A+	DWV
	For UM801, UM801SL, UM809-11, UM812	A	DWV
		C	DWV
C809	9' - SWV	A+	SWV
	For UM800, UM800SL, UM8091, UM810, UM920	A	SWV
		C	SWV
		D	SWV
C809D	9' - DWV	A+	DWV
	For UM800, UM800SL, UM8091, UM810, UM920	A	DWV
		C	DWV
		D	DWV
C807	7.5' - SWV	A+	SWV
	For UM907	A	SWV
		C	SWV
		D	SWV
C806	6' - SWV	A+	SWV
	For UM906CK	A	SWV
		C	SWV
C8811	8'x11' Rectangle	A+	SWV
	For UM8811RT	A	SWV
		C	SWV
C8810	8'x10' Rectangle	A+	SWV
	For UM8810RT	A	SWV
		C	SWV

WHEN PLACING ANY ORDERS FOR REPLACEMENT CANOPY OR PARTS -
FAX YOUR REQUEST TO (888) 821-8868 OR EMAIL: order@treasuregarden.com

Replacement Canopy *(continued)*

FAX your order for replacement parts to (888) 821-8868 or order@treasuregarden.com

Commercial Replacement Canopy

ITEM NO.	STYLE	GRADE	VENTS
C809	UCP409	A+	SWV
	9' Octagon	A	SWV
		C	SWV
C809V	UCP409	A+	SWV w/Valance
	9' Octagon	A	SWV w/Valance
	VALANCE	C	SWV w/Valance
C809D	UCP409	A+	DWW
	9' Octagon	A	DWW
		C	DWW
C809DV	UCP409	A+	DWW w/Valance
	9' Octagon	A	DWW w/Valance
	VALANCE	C	DWW w/Valance
C807	UCP407	A+	SWV
	7.5' Octagon	A	SWV
		C	SWV
C807V	UCP407	A+	SWV w/Valance
	7.5' Octagon	A	SWV w/Valance
	VALANCE	C	SWV w/Valance
C407SQ	UCP407SQ	A+	SWV
	7.5' Square	A	SWV
		C	SWV
C407SQV	UCP407SQ	A+	SWV w/Valance
	7.5' Square	A	SWV w/Valance
	VALANCE	C	SWV w/Valance

Vents:
SWV - Single Wind Vent
DWW - Double Wind Vent

Vents with Valance:
SWV w/Valance - Single Wind Vent with Valance
DWW w/Valance - Double Wind Vent with Valance

**CONTACT DEALER
FOR MORE
INFORMATION**

Note: When ordering a Replacement Canopy, simply add the Fabric Item No. after the Replacement Canopy Item No.

Replacement Parts

Replacement Parts are available for most umbrellas in frame finishes listed in the catalog. Refer to product pages for availability and TeamTG for parts lists. Orders must be faxed - include **Item No.**, year purchased and description of the specific part needed. **NO PHONE ORDERS PLEASE**

Bottom Poles

Treasure Garden® offers Replacement Bottom Poles for most umbrellas in frame finishes listed in the catalog.
– For availability, ordering and pricing, refer to product pages for the Replacement Parts - Bottom Pole **Item No.**

Note: Finish is designated in item no.

Touch Up Paint

Available in 5 finishes - our 4.5 oz. spray can for hassle-free and mess-free touch up of scratches on aluminum frames and bases.

Item No.:
Touchup-BRZ
Touchup-CHAMP
Touchup-ANTHR
Touchup-WHT
Touchup-BLK
Touchup-5T

Color:
Bronze
Champagne
Anthracite
White
Black
NEW Platinum



**CONTACT DEALER
FOR MORE
INFORMATION**

NOTE: We **DO NOT** stock Replacement Parts in finishes that are not stocked domestically for products ordered through our TG Direct - Early Buy Container Program. If you are ordering a *special finish*, we recommend ordering additional replacement parts to that order. Your Sales Representative or Customer Service Representative can assist you with suggestions on how to place an order.



Sales Programs

TG Custom - Domestic Custom-Made Umbrellas

TG Direct - Custom Container Program

TGEX Program - Quick-Ship Program

CQS Program - Cantilever Quick-Ship Program

BCEX Program - Quick-Ship Program 

Our Quick-Ship program for umbrella lights, bases and protective furniture covers. BCEX orders must be written on a separate P.O.

Available to ship within 3 business days.

The **2016 TG CUSTOM Program** features the finest residential umbrella styles with your choice of hundreds of quality fabrics from the top U.S. mills; as well as our exclusive O'bravia® fabrics.

DOMESTIC CUSTOM-MADE UMBRELLAS

Create extraordinary umbrellas with thousands of possible fabric combinations for 2016; the program includes our exclusive **Designer Cover Collection** at the standard DWV price.

In-Stock Frames and Fabrics:

In-Stock frame and fabric lead time is 3-4 weeks from Baldwin Park, CA, USA.

Special Order / Non-Stock Fabrics:

Special Order and Non-Stock fabrics on stock frames, the lead time is 4-5 weeks from Baldwin Park, CA, USA.

Full Roll:

Full roll orders will be honored at the standard pricing.

Note: Certain mills may have a minimum yardage requirement.

Less Than a Full Roll:

For orders of less than 1 roll, an up charge of:

(10% - Furniture Grade & 20% - Awning Grade) will incur and will require longer lead times.

Premium Fabric Grades: A+/A grade fabrics may require longer lead times.

All Non-Stock Striped Fabrics:

Need to be ordered in **pairs**, due to cutting requirements.

Contact your Customer Service Representative for availability and specific lead times.

FABRICS BY THE YARD

GRADE	
A+	CONTACT DEALER FOR MORE INFORMATION
A	
C	n/a
D	n/a

MAXIMUM QUANTITY: 10 yards



Our **2016 EARLY BUY Container Program** simplifies the process of shipping large quantities of goods anywhere. Give us your quantity breakdown and final destination point, we'll take care of the rest.

CUSTOM CONTAINER PROGRAM

Early Buy Order Guidelines:

All TG frame colors combined with TG fabrics are available to ship from Ningbo, China.

Chinese New Year: February 8, 2016

Please plan your orders accordingly; to ensure delivery before CNY. Order(s) must be placed prior to and finalized by:
Thursday, October 1, 2015.

Early Buy Production Lead Time:

Allow 10-16 weeks*. Contact your TG Sales or Customer Service Representative for orders requiring shorter lead times.

Early Buy Transit Time:

Allow 3-6 weeks*. Containers can arrive as fast as 3 weeks to the West Coast and take up to 6 weeks to the East Coast.

Early Buy Payment Terms:

1. Irrevocable At Sight Letter of Credit at order acknowledgement
or
2. Wire transfer 14 days prior to scheduled ship date

FOB:

All container orders from Ningbo, China ship Freight Collect. The dealer is responsible for all freight charges - both sea and land, insurance fees, broker fees, bank fees for L/C or wire transfers and additional handling fees.

Freight Forwarder:

You may select your own or we will use ours.

PLEASE NOTE YOUR CHOICE ON YOUR ORDER.

Duty:

All products manufactured by Treasure Garden Inc., incur duties to the USA. This is a tax imposed by our Federal government. Unfortunately, we are not duty free.

Dealer is responsible for all duties for container goods before container arrives at destination.

Estimated overall Freight & Duties
(13-16%) Depending on your location and product assortment.

TG DIRECT - DUTY SCHEDULE

Complete Umbrellas	6.975%
Umbrella Bases	5.675%
Protective Covers	7.475%
Umbrella Frames only	12.475%
Umbrella Lights	4.375%

In-Season Order Guidelines:

All frame colors combined with TG fabrics are available to ship from Ningbo, China.

In-Season Production Lead Time:

Allow 4-6 weeks*. However, we may be able to ship as quickly as 2 weeks depending on production schedules.

Note: Special order frame/base colors will require longer lead times.

In-Season Transit Time:

Allow 3-6 weeks*. Containers can arrive as fast as 3 weeks to the West Coast and take as long as 6 weeks to the East Coast.

Note: The Custom Container Program is not available for In-season REORDER from Baldwin Park, CA. It is imperative to forecast your entire seasons needs on your container order for any special frame styles.

Replacement Parts:

We DO NOT stock Replacement Parts for products ordered through our TG Direct - Early Buy Container Program; in finishes that are not stocked domestically. If you are ordering a special finish, we recommend ordering additional replacement parts to that order. Your TG Sales or Customer Service Representative can assist you with suggestions on how to place an order.

ESTIMATED SHIPMENT SCHEDULE

Date of Order	Estimated Shipment Date ¹
July 2015	October - November 2015
August 2015	November - December 2015
September 2015	Dec. 2015 - January 2016
Prior to Oct. 1, 2015	By January 20, 2016 ²
After Oct. 1, 2015	February 20, 2016
November 2015	March - April 2016
December 2015	April - May 2016

¹ Estimated shipment dates are based on current production schedule. Lead time starts once order is *finalized*.

² Last ship date out of Ningbo prior to CNY is January 20, 2016. Shipping resumes on February 20, 2016.

*The purchase of a container may also involve bank charges and other charges unrelated to the price of the product including but not limited to duties, storage, shipping and transportation charges, third party inspection charges whether inspected at point of origin, point of entry or point of delivery. *Contact your TG Sales or Customer Service Representative for any questions regarding specific lead times.*



2016 "Quick-Ship" Program

Treasure Garden is proud to offer select fabrics in our 11' Double Wind Vent and 9' & 7.5' Single Wind Vent umbrellas in the largest selection of 100% Solution-Dyed high performance fabrics in the industry. Available to ship within 5-7 business days in the continental U.S.

Note: To ensure your TgEx "Quick-Ship" order is processed without delay... **please do not combine non-TGEX styles on your order.**

"Quick-Ship" Program sizes and styles includes:



11' (DWV) styles: UM801, UM801_SL and UM812 styles



9' (SWV) styles: UM800, UM800_SL, UM8091, UM810, UM920 and UCP409 series



7.5' (SWV) styles: UM907 and UCP407 styles

2016 TgEx Fabric Selections

100% Solution-Dyed Acrylic - Grade A


 9' 7.5'	 9' 7.5'	 11' 9' 7.5'	 9' 7.5'	 11' 9'	 11' 9' 7.5'	 11' 9'	 11' 9'	 11' 9'
5401 A Pacific Blue	54011 A Ginkgo	5403 A Jockey Red	5404 A Natural	5407 A Henna	5408 A Black	5413 A Spa	5422 A Antique Beige	5425 A Cocoa
 9' 7.5'	 9' 7.5'	 9' 7.5'	 9'	 11' 9' 7.5'	 9'	 9'	 9'	 11' 9'
5438 A Buttercup	5439 A Navy	5446 A Forest Green	5453 A Canvas	5476 A Heather Beige	56095 A Astoria Sunset Stripe	56096 A Astoria Lagoon Stripe	5612 A Rachel Stripe - Redwood	8318 A Sesame Linen

100% Solution-Dyed Polyester – Grade C (continues)

 9'	 9' 7.5'	 11' 9' 7.5'	 9'	 11' 9'	 11' 9' 7.5'	 9'	 9' 7.5'	 11' 9'
4800 C Champagne	4801 C Cobalt	4803 C Red	4804 C Eggshell	4807 C Auburn	4808 C Black	4809 C Burnt Orange	4811 C Kiwi	4813 C Spa
 9'	 9'	 11' 9'	 11' 9'	 9'	 11' 9' 7.5'	 9'	 9' 7.5'	 11' 9'
4814 C Straw	4815 C Sunset	4816 C Aqua	4818 C Sesame	4820 C Boulder	4822 C Khaki	4825 C Mocha	4826 C Sky	4827 C Chocolate

2016 TGEX Fabric Selections

Olivia 100% Solution-Dyed Polyester – Grade C *(continued)*



Solefin 100% Solution-Dyed Olefin - Grade D



Note: All fabrics shown are not to scale. Patterns, textures and colors may vary slightly from the actual fabric swatches; please refer to the Treasure Garden fabric swatch book for samples.



Cantilever “Quick-Ship” program

- 13', 11' & 10' cantilevers
- 2 color finishes
- Octagon and Square shapes
- Select Grade A & C fabrics available

Shown: AKZSQ-09 in 5403 Jockey Red



2016 Cantilever "Quick-Ship" Program

Program is available year-round.

Cantilever Quick-Ship

- Our best selling styles
- Ships in 10 business days or sooner

NOTE:

To ensure your Cantilever "Quick-Ship" order is processed without delay. Orders must be placed on a separate P.O. and marked "Cantilever Quick-Ship".

Valance not available.

Program styles:

AKZ13 (See pages 6-7)

AKZ (See pages 12-13)

AKZSQ (See pages 14-15)
AKZSQ - 10' only.

Base option:


AKZ base, concrete, in-ground or wood mount kits sold separately.

AG28 (See pages 20-21)

Base option:

AG base sold separately.

Finishes:



Available Fabrics:

sunbrella Grade A - 100% Solution-Dyed Acrylic



5403 A
Jockey Red



5404 A
Natural



5407 A
Henna




5425 A
Cocoa



5476 A
Heather Beige

o'bravia Grade C - 100% Solution-Dyed Polyester



4808 C
Black



4818 C
Sesame



4876 C
Sand

Fabric photos may not represent accurate fabric colors or textures, refer to Treasure Garden's Swatch Book for sample.

shademaker





Shademaker offers a complete line of shade solutions, with many innovative styles and distinct configurations. Shademaker can help you create a sophisticated and functional environment in any setting.

Centerpost Design

NEW Libra



Astral-TC



Beam Mount Design

Nova




Sidepost Design


Orion



Galaxy



Sirius



Polaris



RESIDENTIAL

COMMERCIAL

5
YEAR
WARRANTY



Libra


Centerpost Series

shademaker



Finish:

Silver Shadow



Specifications:

Mast 1.57" Round

Thickness .063" Arms
.079" Mast

Vents SWV

Lift Manual push up with counterweight support

Shown:

Item No.: LIBRA-25S

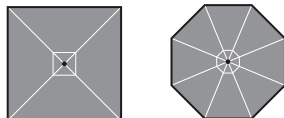
Fabric: 4677 Tuscan  Awning Grade

Base: BKMSQ1009 (Sold separately)

Visit shademakerusa.com for more details on sizes & specifications.

shademaker

Libra Centerpost




Item No.:	Size	Weight	Shape	Coverage	Ribs	Minimum Base Weight*
LIBRA-20S	6' 6"	31.5 lbs.	Square	43 sq. ft.	4	100 lbs.
LIBRA-25S	8' 2"	39.5 lbs.	Square	67 sq. ft.	8	100 lbs.
LIBRA-25	8' 2"	34.8 lbs.	Octagon	52 sq. ft.	8	100 lbs.

**CONTACT DEALER
FOR MORE
INFORMATION**

See pages **148-149** for Shademaker Fabric options

Features:

-  **Counterweight** open & close system
- Durable high performance hub and fittings
- Internal mast stem included for Mount Kit options
- Includes Protective Cover



Options:

MOUNT KITS/BASES

*See page **147** for Base Weight Guide

ACCESSORIES

UMBRELLA LIGHTS

Original VEGA

VEGA Large

VEGA-0_

VEGA-L-0_

page 79

page 79

Shipping Information: Contact your TG/SM Sales Customer Service representative.

5
YEAR
WARRANTY

Astral-TC

Centerpost Series

shademaker




Shown:

Item No.: ASTRAL-TC-40S
Fabric: 4633 Linen  Awning Grade
Base: BC05M (Steel base frame, base weights/stones sold separately)

Finish:

Silver Shadow



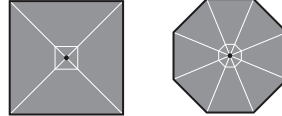
Specifications:

Mast 3.25" Round
Thickness .125" Arms
.10" Mast
Vents SWV
Lift Crank Lift

Visit shademakerusa.com for more details on sizes & specifications.

shademaker

Astral-TC Centerpost



Item No.:	Size	Weight	Shape	Coverage	Ribs	Minimum Base Weight*
ASTRAL-TC-35S	11' 5"	127.9 lbs.	Square	131 sq. ft.	8	400 lbs.
ASTRAL-TC-40S	13' 1"	141.9 lbs.	Square	172 sq. ft.	8	500 lbs.
ASTRAL-TC-50S	16' 4"	163.1 lbs.	Square	266 sq. ft.	8	700 lbs.
ASTRAL-TC-50	16' 4"	149.9 lbs.	Octagon	210 sq. ft.	8	600 lbs.

Group 1

Group 2

**CONTACT DEALER
FOR MORE
INFORMATION**

Note: Permanent mount recommended for Astral-TC-50 styles.

See pages 148-149 for Shademaker Fabric options

Features:

- Durable high performance hub and fittings
- Crank lift system
- **Telescopic mast** allows umbrella to be closed, so it does not hit the tables beneath it.
- Removable crank handle
- Internal mast stem included for Mount Kit options
- Includes Protective Cover



Options:

MOUNT KITS/BASES

*See page 147 for Base Weight Guide

Shipping Information: Contact your TG/SM Sales Customer Service representative.


RESIDENTIAL

COMMERCIAL

5
YEAR
WARRANTY

Nova

Beam Mount




shademaker

Shown:

Item No.: NOVA-27S
Fabric: 4612 Aruba  *Awning Grade*
Mount: Beam Mount

Finish:

Silver Shadow



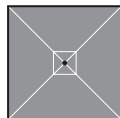
Specifications:

Thickness .0625" Arms
Vents SWV
Lift Pulley

Visit shademakerusa.com for more details on sizes & specifications.

shademaker

Nova Beam Mount



sunbrella Awning Grade | obravia Awning Grade | sunbrella outdura Furniture Grade

Group 1 | **Group 2**

Item No.:	Size	Weight	Shape	Coverage	Ribs
NOVA-27S	8' 9"	41.4 lbs.	Square	77 sq. ft.	8

CONTACT DEALER FOR MORE INFORMATION

See pages 148-149 for Shademaker Fabric options

Features:

- Durable high performance hub and fittings
- Simple to operate pulley lift system
- Canopy structure easily **detaches** for storage
- Includes Protective Cover



The ideal shade system for existing patio & balcony structures. Easily attaches to any beam.



Canopy detaches for storage



Shipping Information: Contact your TG/SM Sales Customer Service representative.


5
YEAR
WARRANTY

Orion Sidepost Series

shademaker



Finish:
Silver Shadow



Specifications:

- Mast** 2.75" x 4.375" Oval
- Thickness** .0625" Arms
.125" Mast
- Vents** SWV
- Lift** Crank Lift

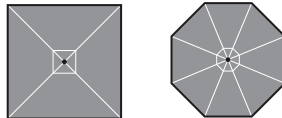
Shown:

Item No.: OR-30S
 Fabric: 4630 Cadet Grey  Awning Grade
 Base: BC05M (Steel base frame, base weights/stones sold separately)

Visit shademakerusa.com for more details
 on sizes & specifications.

shademaker

Orion Sidepost



Item No.:	Size	Weight	Shape	Coverage	Ribs	Minimum Base Weight*
OR-27S	8' 9"	83.3 lbs.	Square	77 sq. ft.	8	350 lbs.
OR-30S	9' 9"	94.8 lbs.	Square	95 sq. ft.	8	350 lbs.
OR-30	9' 9"	77.4 lbs.	Octagon	75 sq. ft.	8	350 lbs.
OR-35	11' 5"	97 lbs.	Octagon	103 sq. ft.	8	450 lbs.
OR-40	13' 1"	102.6 lbs.	Octagon	134 sq. ft.	8	500 lbs.

**CONTACT DEALER
FOR MORE
INFORMATION**

See pages 148-149 for Shademaker Fabric options

Features:

- Durable high performance hub and fittings
- High-grade stainless steel cable
- Simple to operate crank lift system
- Canopy structure easily **detaches** for storage
- Internal mast stem and adapter plate included
- Includes Protective Cover



Options:

MOUNT KITS/BASES

*See page 147 for Base Weight Guide

ACCESSORIES

UMBRELLA LIGHTS

VEGA Large

VEGA-L-0_

page 79

Shipping Information: Contact your TG/SM Sales Customer Service representative.



5
YEAR
WARRANTY

Galaxy Sidepost Series

shademaker




Shown:

Item No.: GALAXY-40S
Fabric: 4602 Sunflower Yellow  Awning Grade

Finish:

Silver Shadow



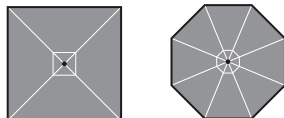
Specifications:

Mast 3.25" x 4.75" Oval
Thickness .0625" Arms
.25" Mast
Vents SWV
Lift Crank Lift

Visit shademakerusa.com for more details on sizes & specifications.

shademaker

Galaxy Sidepost



Item No.:	Size	Weight	Shape	Coverage	Ribs	Minimum Base Weight*
GALAXY-35S	11' 5"	254 lbs.	Square	131 sq. ft.	8	1,000 lbs.
GALAXY-40S	13' 1"	271 lbs.	Square	172 sq. ft.	8	1,400 lbs.
GALAXY-50	16' 4"	264 lbs.	Octagon	210 sq. ft.	8	1,800 lbs.

**CONTACT DEALER
FOR MORE
INFORMATION**

Note: Permanent mount recommended for all styles.

See pages **148-149** for Shademaker Fabric options

Features:

- Durable high performance hub and fittings
- Internal mast stem included
- Includes Protective Cover



Options:

MOUNT KITS/BASES

*See page **147** for Base Weight Guide

We recommend a licensed contractor to secure your Shademaker umbrellas, especially the Galaxy style.


Shipping Information: Contact your TG/SM Sales Customer Service representative.

RESIDENTIAL

COMMERCIAL

5
YEAR
WARRANTY


Sirius Sidepost Series



A full 360° rotation.

Finish:

Silver Shadow



Specifications:

- Mast** 2.75" x 4.375" Oval
- Thickness** .0625" Arms
.125" Mast
- Vents** SWV
- Lift** Crank Lift
- Tilt** 3 position

Shown:

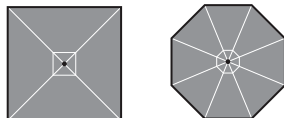
Item No.: SR-30S

Fabric: 4685 Ginkgo  Awning Grade

Visit shademakerusa.com for more details on sizes & specifications.

shademaker

Sirius Sidepost



Item No.:	Size	Weight	Shape	Coverage	Ribs	Minimum Base Weight*
SR-27S	8' 9"	87.5 lbs.	Square	77 sq. ft.	8	350 lbs.
SR-30S	9' 9"	103 lbs.	Square	95 sq. ft.	8	350 lbs.
SR-30	9' 9"	82.7 lbs.	Octagon	75 sq. ft.	8	350 lbs.
SR-35	11' 5"	88.2 lbs.	Octagon	103 sq. ft.	8	450 lbs.

Group 1

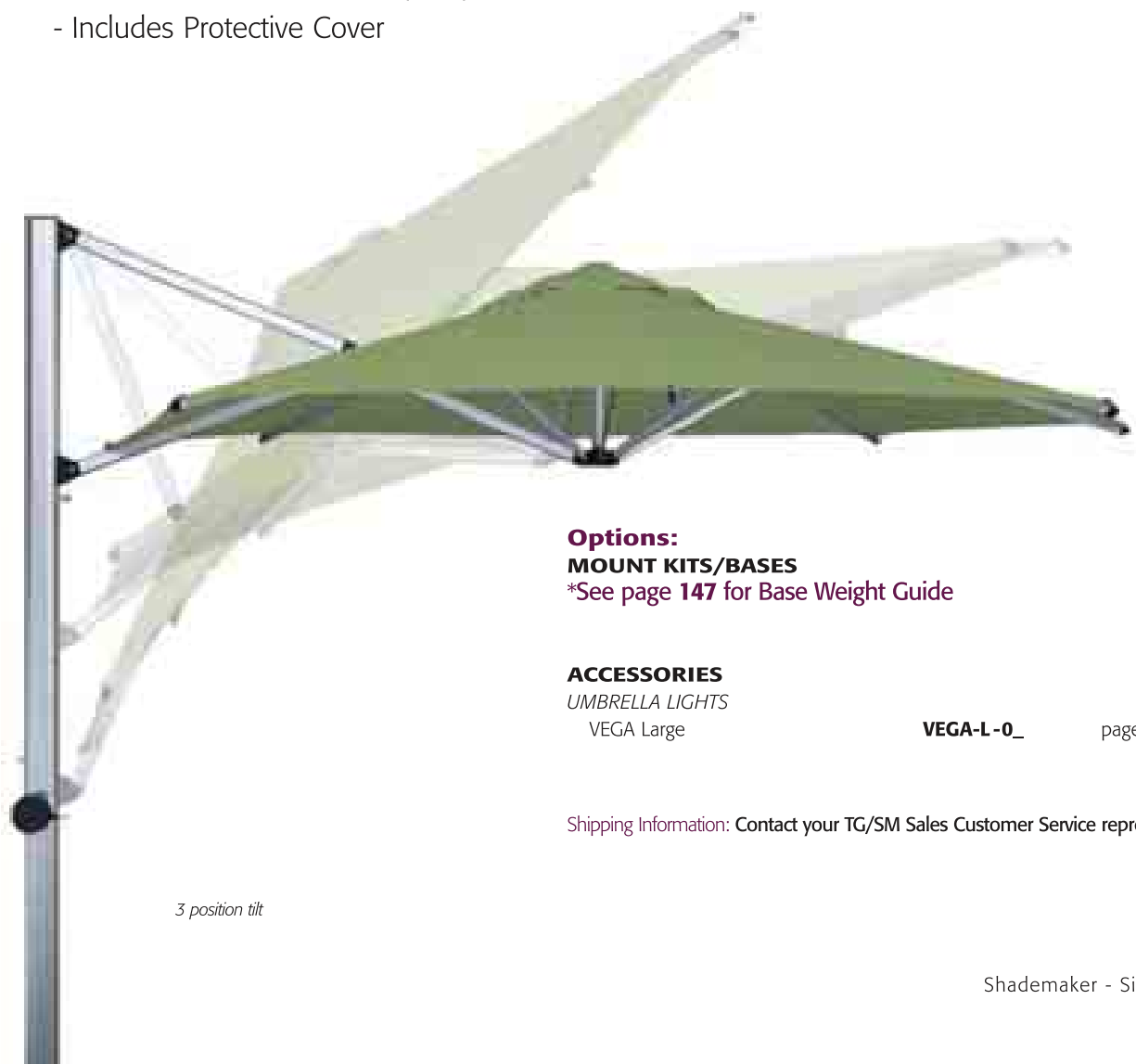
Group 2

**CONTACT DEALER
FOR MORE
INFORMATION**

See pages 148-149 for Shademaker Fabric options

Features:

- Durable high performance hub and fittings
- Stainless steel hardware for longevity
- Simple to operate crank lift system
- Internal mast stem and adapter plate included
- Includes Protective Cover



Options:

MOUNT KITS/BASES

*See page 147 for Base Weight Guide

ACCESSORIES

UMBRELLA LIGHTS

VEGA Large

VEGA-L-0_

page 79

Shipping Information: Contact your TG/SM Sales Customer Service representative.


3 position tilt

RESIDENTIAL

COMMERCIAL

5
YEAR
WARRANTY


Polaris Sidepost Series



A full 360° rotation.

Finish:

Silver Shadow



Specifications:

- Mast** 3.125 x 4.75" Oval
- Thickness** .0625" Arms
.125" Mast
- Vents** SWV
- Lift** Crank Lift
- Tilt** Infinite Position

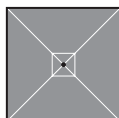
Shown:

Item No.: POLARIS-30S
 Fabric: 4601 Pacific Blue  Awning Grade
 Base: BC05M (Steel base frame, base weights/stones sold separately)

Visit shademakerusa.com for more details
 on sizes & specifications.

shademaker

Polaris Sidepost



Item No.:	Size	Weight	Shape	Coverage	Ribs	Minimum Base Weight*
POLARIS-30S	9' 9"	120.6 lbs.	Square	95 sq. ft.	8	450 lbs.
POLARIS-35S	11' 5"	128.9 lbs.	Square	131 sq. ft.	8	550 lbs.
POLARIS-40S	13' 1"	141.8 lbs.	Square	172 sq. ft.	8	750 lbs.

Group 1

Group 2

**CONTACT DEALER
FOR MORE
INFORMATION**

Note: Permanent mount recommended for Polaris-40S style.

See pages **148-149** for Shademaker Fabric options

Features:

- Durable high performance hub and fittings
- Stainless steel hardware for longevity
- Simple to operate infinite tilt system
- Internal mast stem and adapter plate included
- Includes Protective Cover



Options:

MOUNT KITS/BASES

*See page **147** for Base Weight Guide

Options:

ACCESSORIES

UMBRELLA LIGHTS

VEGA Large

VEGA-L-0_

page 79

Shipping Information: Contact your TG/SM Sales Customer Service representative.

Infinite position tilt

shademaker Mount Kits

All Shademaker styles are designed to be mounted. Our **Mount Kits** are the recommended or preferred method to **properly secure** your umbrella. **Warranty:** 1 Year

shademaker

Mount Kits for Libra, Astral-TC, Orion, Sirius and Polaris



Concrete Mount Kit

MKC21

Diameter: 8.5" Weight: 8 lbs.

Cube: 0.22

Case Pack: 5 Case Weight: 43 lbs.

Case Cube: 1.1



In-Ground Mount Kit

MKG21

Diameter: 8.5" Depth: 19.75"

Weight: 14 lbs. Cube: 1.15

Case Pack: 4 Case Weight: 59 lbs.

Case Cube: 4.5

**CONTACT DEALER
FOR MORE
INFORMATION**

Mount Kits for Galaxy



Concrete Mount Kit

GMKC21

Diameter: 15.125"

Weight: 34 lbs.

Cube: 0.22



In-Ground Mount Kit

GMKG21

Diameter: 15.75"

Depth: 18.75"

Weight: 55 lbs.

Cube: 1.15

**CONTACT DEALER
FOR MORE
INFORMATION**

We recommend a licensed contractor to secure your Shademaker umbrellas.

Visit shademakerusa.com for more details on sizes & specifications.

shademaker Steel Base Weights

COMMERCIAL

All Shademaker styles are designed to be mounted. Mount kits are the recommended option. Solid steel base weights can be used with the Libra, Orion and Sirius styles. *Square and round bases available to match canopy shape.*

Finish: Black powder coated steel Warranty: 1 Year

Square



Item No.:

SB50SQ 50 lbs. (5/8" thickness) 17"

SB100SQ 100 lbs. (5/8" thickness) 24" CONTACT DEALER FOR MORE INFORMATION

SB125SQ 125 lbs. (5/8" thickness) 27"

Round



Item No.:

SB50R 50 lbs. (5/8" thickness) 19"

SB100R 100 lbs. (5/8" thickness) 27" CONTACT DEALER FOR MORE INFORMATION

SB125R 125 lbs. (5/8" thickness) 30"

Steel Base Weight Combinations

Steel bases may be purchased individually or in multiple sizes and stacked to meet base weight requirements.

See page 147 for Base Weight Guide. Base weights sold separately.



300 lbs. - (2) SB125SQ + (1) SB50SQ (shown)

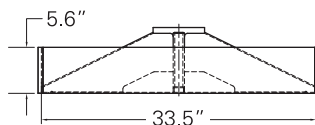



300 lbs. - (2) SB125R + (1) SB50R (shown)

Note:

When stacking steel base weights - must begin with a 125 lb weight (SB125R or SB125SQ). SB50R & SB50SQ can only be used as the top weight.

Steel Base Frame



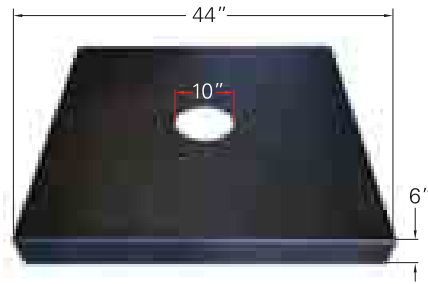
Item No.: Weight Cube

BC05M Base Frame 66 lbs. 5.55 CONTACT DEALER FOR MORE INFORMATION

Accommodates 16" stone pavers/weights - sold separately

Hercules - Heavy-Duty Steel Base

Designed for rooftop, high wind and multiple unit applications.



Steel Base Features:

- Durable black powder coated steel lid
- Industrial grade steel frame
- Reinforced padded corners to protect surfaces
- Adjustable feet for leveling
- Designed to mount multiple umbrellas
- Made in the USA

SB50SQ steel base weights must be used with Hercules (Sold separately)

Item No.:		Weight	Cube
H44449	HERCULES (Base frame/base cover lid)	200 lbs.	7.67

CONTACT DEALER FOR MORE INFORMATION

See page 147 for Base Weight Guide

Hercules Heavy-Duty Steel Base for Astral-TC, Orion, Sirius & Polaris

Center Mount

Hercules (CENTER MOUNT)
fits Astral-TC, Orion, Sirius and Polaris styles

Offset Mount

Hercules (OFFSET MOUNT)
fits Orion, Sirius and Polaris styles

Twin Mount*

Hercules (TWIN MOUNT)
fits Orion, Sirius and Polaris styles

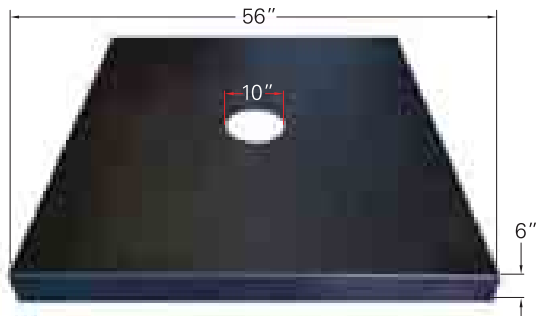
*Additional Mount Clamp required, see page 145.

shademaker

Zeus - Heavy-Duty Steel Base

COMMERCIAL

Our largest heavy-duty steel base designed for rooftop, high wind and multiple unit applications.



Steel Base Features:

- Durable black powder coated steel lid
- Industrial grade steel frame
- Reinforced padded corners to protect surfaces
- Adjustable feet for leveling
- Designed to mount multiple umbrellas
- Made in the USA

SB100SQ steel base weights must be used with Zeus (Sold separately)

Item No.:

Z56569

ZEUS (Base frame/base cover lid)

Weight

Cube

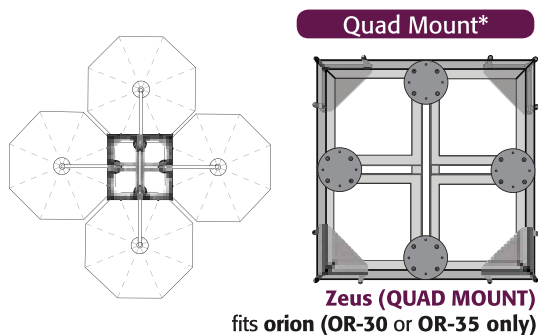
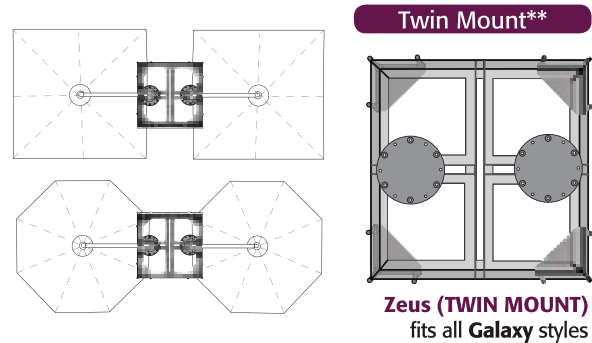
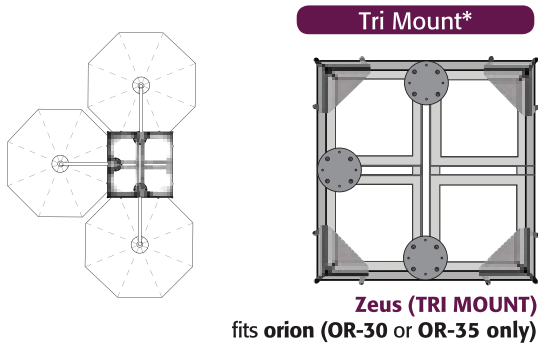
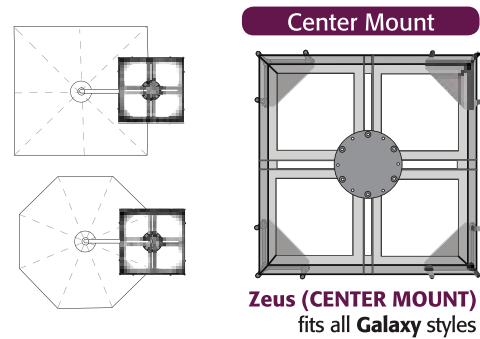
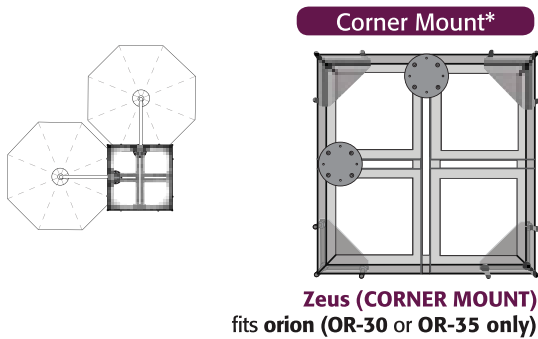
225 lbs.

12.09

**CONTACT DEALER
FOR MORE
INFORMATION**

See page 147 for Base Weight Guide

Zeus Heavy-Duty Steel Base for Galaxy & Orion



Mounting Clamps: Additional clamps are required for mounting 2-4 umbrellas.

Item No.:

*MC-SMALL STANDARD

**MC-LARGE GALAXY

**CONTACT DEALER
FOR MORE
INFORMATION**

NOTE: HEAVY-DUTY STEEL BASES - Sufficient base weight must be used to secure umbrellas at all times. Base weights sold separately.

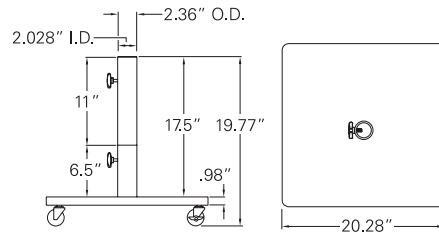
We recommend a licensed contractor to secure your Shademaker umbrellas.

RESIDENTIAL

COMMERCIAL

Additional Bases for **Libra** series

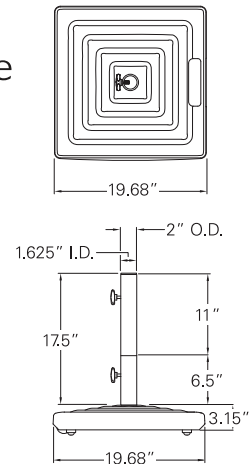

Steel Base w/Casters



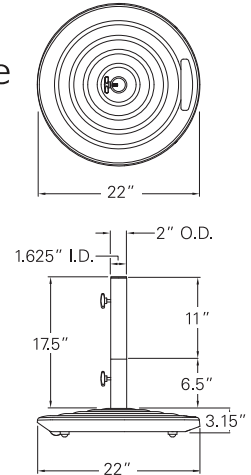
Item No.:		Weight	Cube	Pallet	
BSK1209	BLACK	120 lbs.	1.4	16	CONTACT DEALER FOR MORE INFORMATION

Cast Aluminum Bases

Monaco (Square) Base w/wheels & handle



Monaco (Round) Base w/wheels & handle


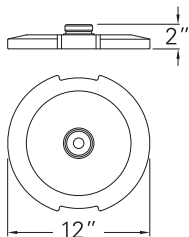


Item No.:		Weight	Cube	Pallet	
BKMSQ1005T	Platinum	100 lbs.	1.75	24	CONTACT DEALER FOR MORE INFORMATION
BKMSQ1009	Black	100 lbs.	1.75	24	CONTACT DEALER FOR MORE INFORMATION

Item No.:		Weight	Cube	Pallet	
BKM1005T	Platinum	100 lbs.	2	24	CONTACT DEALER FOR MORE INFORMATION
BKM1009	Black	100 lbs.	2	24	CONTACT DEALER FOR MORE INFORMATION

Add-On Weight

Optional cast iron weight adds 30 lb. to our cast aluminum base.



Item No.:		Weight	Cube	Pallet	
BW30	Add-On Weight	30 lbs.	0.52	99	CONTACT DEALER FOR MORE INFORMATION

shademaker Base Weight Guide

Item No.	Size	Shape	Minimum Base Weight	Mount and Base Options	
				Recommended	Alternate
Libra-20S	6'6"	SQ	100 lbs.	Steel Base Weight*	BKMSQ1005T, BKMSQ1009, BSK1209
Libra-25S	8'2"	SQ	100 lbs.	Steel Base Weight*	BKMSQ1005T, BKMSQ1009, BSK1209
Libra-25	8'2"	OCT	100 lbs.	Steel Base Weight*	BKM1005T, BKM1009
Astral-TC-35S	11'5"	SQ	400 lbs.	Mount Kit	BC05M
Astral-TC-40S	13'1"	SQ	500 lbs.	Mount Kit	BC05M
Astral-TC-50S	16'4"	SQ	700 lbs.	Mount Kit	Hercules
Astral-TC-50	16'4"	OCT	600 lbs.	Mount Kit	Hercules
OR-27S	8'9"	SQ	350 lbs.	Mount Kit	BC05M
OR-30S	9'9"	SQ	350 lbs.	Mount Kit	BC05M
OR-30	9'9"	OCT	350 lbs.	Mount Kit	BC05M
OR-35	11'5"	OCT	450 lbs.	Mount Kit	BC05M
OR-40	13'1"	OCT	500 lbs.	Mount Kit	BC05M
Galaxy-35S	11'5"	SQ	1,000 lbs.**	Galaxy Mount Kit	Zeus
Galaxy-40S	13'1"	SQ	1,400 lbs.**	Galaxy Mount Kit	Zeus
Galaxy-50	16'4"	OCT	1,800 lbs.**	Galaxy Mount Kit	Zeus
SR-27S	8'9"	SQ	350 lbs.	Mount Kit	BC05M
SR-30S	9'9"	SQ	350 lbs.	Mount Kit	BC05M
SR-30	9'9"	OCT	350 lbs.	Mount Kit	BC05M
SR-35	11'5"	OCT	450 lbs.	Mount Kit	BC05M
Polaris-30S	9'9"	SQ	450 lbs.	Mount Kit	BC05M
Polaris-35S	11'5"	SQ	550 lbs.	Mount Kit	Hercules
Polaris-40S	13'1"	SQ	750 lbs.	Mount Kit	Hercules

Steel Base Frames

Item No.	Size	Frame Weight	Stone/Plate Weight	Totals	Stone/Steel plate detail (Sold separately)
BC05M	5.6" x 33.5" x 33.5"	66 lbs.	432 lbs.	498 lbs.	Holds up to (12) 16" pavers - 36 lbs. ea.
H44449 (Hercules)	6" x 44" x 44"	200 lbs.	800 lbs.	1,000 lbs.	Holds up to (16) SB50SQ
Z56569 (Zeus)	6" x 56" x 56"	225 lbs.	1,600 lbs.	1,825 lbs.	Holds up to (16) SB100SQ

IMPORTANT NOTES

*When stacking steel base weights - **must begin** with a **125 lb weight (SB125R or SB125SQ)**


Note: When stacking steel base weights, the **SB50R** and **SB50SQ** can only be used as the **top** weight.

** It is **HIGHLY** recommended that these items be mounted, using our In-Ground or Concrete Mount Kits.

Visit shademakerusa.com for more details on sizes & specifications.

shademaker Fabric Collection

Price Group 1 - 100% Solution-Dyed Acrylic **Awning Grade** 




Please refer to Sunbrella's 2015-2016
SHADE FABRICS Swatch Card and/or visit
www.sunbrella.com - Marine Grade fabrics.

Price Group 2 - 100% Solution-Dyed Polyester **Awning Grade** 




5801
Cobalt




5803
Red




5804
Eggshell



5808
Black




5816
Aqua



5822
Khaki



5825
Mocha




5827
Chocolate



5839
Navy




5850
Kiwi



5851
Fog

Price Group 2 - 100% Solution-Dyed Acrylic **Furniture Grade** 




5401 **A**
Pacific Blue




54011 **A**
Ginkgo




5403 **A**
Jockey Red




5404 **A**
Natural




54048 **A**
Charcoal




5407 **A**
Henna




5408 **A**
Black




5413 **A**
Spa




5414 **A**
Wheat



5422 **A**
Antique Beige




5425 **A**
Cocoa




5432 **A**
Baybrown




5438 **A**
Buttercup



5439 **A**
Navy




5446 **A**
Forest Green



5448 **A**
Cork











































5453 **A**
Canvas



5470 **A**
Walnut

Price Group 2 - 100% Solution-Dyed Acrylic Furniture Grade (continued)

					
5476 Heather Beige	5487 Fern	5488 Teak	5489 Canvas Coal	5604SB Sunset Beach Stripe	56075 Peyton Granite Stripe
					
56080 Milano Cobalt Stripe	56093 Frequency Parchment	56094 Frequency Sand	56095 Astoria Sunset Stripe	56096 Astoria Lagoon Stripe	5612 Rachel Stripe - Redwood
					
57000 Blush	57001 Chestnut	57002 Iris	58003 Stanton Brownstone Stripe	58012 Volt Berry	58014 Volt Emerald
					
58016 Volt Galaxy	58017 Volt Glow	58019 Volt Sequoia	6011 Dupione Sand	6013 Dupione Bamboo	6017 Dupione Walnut
					
6409 Terra Cotta	6433 Neptune	6446 Lemongrass	6447 Surf	6457 Beacon Ash	6458 Clover
					
6459 Stucco	6461 Taupe	6627 Terrace Taupe Stripe	6628 Courtyard Beach Stripe	6648 Signal Crimson Stripe	6656 Signal Lemongrass Stripe
					
6657 Breaker Surf Stripe	7761 Taupe / Beige Rib	8314 Straw Linen	8318 Sesame Linen		

Terms & Conditions

General Information

Distribution:

Treasure Garden Inc. believes it is in our best interest to control product distribution and support our authorized (stocking) dealers. We would like to ensure that the consumers who decide to purchase our product receive the superior level of service that Treasure Garden Inc. has become known for. To protect this reputation, Treasure Garden Inc. reserves for itself the sole right to select its dealers. To qualify as a Treasure Garden Inc. retail dealer the business must:

- Have a permanent "store-front retail business location" with reasonable space to display Treasure Garden Inc. products and accessories.
- Maintain an inventory of Treasure Garden Inc. merchandise throughout their outdoor product selling season.
- Reasonably accommodate purchases of anyone showing interest in Treasure Garden Inc. products.
- Be moderately capable of "after the sale" service and support to the end-user and reasonably accommodating of consumer requests for such.
- Retail dealers should be qualified or trained by their Treasure Garden Inc. sales representative.

Treasure Garden Inc. reserves the right to respond to geographic and individual market and competitive situations by applying different policies to its various dealers. Treasure Garden Inc. also reserves the right to rescind or modify, at its sole discretion, any existing or future sales program or policy.

eCommerce Policy:

Our "2016 Retail Internet Agreement-Stocking Dealer" is listed on **TeamTG**. Anyone who is an authorized stocking dealer or is interested in becoming an authorized stocking dealer, who sells or advertises Treasure Garden products online and/or has a checkout cart system, must review, agree and comply with the this policy by signing the agreement and submitting it to Treasure Garden. *Please contact your Treasure Garden Sales Representative.*

Credit Terms:

The Treasure Garden Inc. commercial credit application agreement begins the process of establishing a credit or billing account with Treasure Garden Inc. Until a credit line has been established, all orders may require payment in advance; meaning payment must be paid prior to our manufacturing of the order. Minimum order of \$5,000 is required for any new or re-established account. Treasure Garden Inc. generally offers payment terms of Net 30 days (on approved credit) to an authorized retail dealer. Other terms may be available and will be indicated on the Sales order acknowledgement and Invoice. Payment terms for Freight Charges and/or duties are Net 7 days. All orders are subject to credit approval and acceptance by our home office in Baldwin Park, California. Orders accepted by Treasure Garden shall be deemed to be contracts arising within the State of California. Prompt payment is requested and must be sent to arrive by the due date.

No deductions or debit memos are accepted. A service charge of one and one-half percent (1-1/2) per month or such maximum lesser rate as may be permitted by law will be assessed to all past due invoices. We also reserve the right to assess service charges on past due invoices without prior notification. Invoices are considered overdue if the payment is not received by the due date.

Credit files are routinely reviewed and a current financial statement or information may be requested. We may also request assurances of your ability to pay; such request will be made in writing and we may, upon the making of such request stop production and suspend shipments. Treasure Garden Inc. reserves the right to increase, reduce, suspend or withdraw open account privileges at its sole discretion at any time without prior notification. If your account is inactive for a 12 month period, your sales volume is below the \$5,000 minimum or there is a

change in your business or credit status, your credit terms will be canceled. No additional notice will be given.

Prices:

Prices listed in the catalogue are suggested retail prices. Your cost is based on the designated dealer classification. Ask your Sales Representative for details regarding our 2016 programs and pricing structure.

Taxes and Surcharges:

The MSRP does not include any state tax, local tax or surcharges. For shipments made within CA - California sales tax may apply to shipments made within California, picked up at our California facility or drop shipped within the state of California unless we have a CA resale certification on file. For shipments out of CA - the appropriate sales taxes will be added to acknowledgements or invoices unless we are provided with a valid State sales tax exemption certificate. Sales taxes will be added based on the address where the product is being shipped to.

Order Procedures:

We accept orders from an authorized retail dealer or contract accounts only. Ask your sales representative for details on becoming an authorized retail dealer or contract account.

Opening orders under \$5,000 (or clients without open credit terms) - Orders must be paid in advance via business check, cashiers check or wire transfer before the order is manufactured (we do not process C.O.D. orders, or accept credit cards for payment). Once you fax in your order, please allow at least 3-5 days for us to process and price your order. We will fax you an order quote with your prices, estimated shipping charges. This fax will include our prepayment instructions. Once your payment is cleared from the bank, a new acknowledgement will be issued with your estimated ship date. Clearing of checks may take anywhere from 2-5 business days for any checks issued from a Domestic bank institutions. International checks are not accepted. It is best to pay orders via Wire Transfer on all international orders to avoid delays in processing.

After the order is released to production, please allow at least 3 weeks for your order to be processed and shipped.

Opening orders over \$5,000 - please fax in your order with a complete TREASURE GARDEN INC. CREDIT APPLICATION AGREEMENT.

Allow 1 week for the credit processing and approval; allow at least three weeks delivery time for items purchased on credit. If you do not wish to establish open terms, please review the opening orders under \$5,000 section. These are estimated times only. A more accurate shipping date will be provided on your order acknowledgment.

To ensure that your order is processed without delay we require:

- A written purchase order (no phone orders) from an authorized buyer including the business name, account number, phone number and purchase order number.
- Ship date and specific shipping instructions. If you request freight collect or 3rd party billing, please provide the account number.
- Our item/style number, fabric number, type and color
- Quantity of each style
- Customer's name on all Special Orders
- Order type:

SP = Special Promotions **EEB** = Early Early Buy

TGEX = TG Express Order

BCEX = Umbrella Light, Base & Cover Express Order

Please note that any discrepancies can cause significant delays. We ask that you review the acknowledgment for accuracy and advise Treasure Garden Inc. immediately of any discrepancies or changes. We reserve the right to hold any order from production, pending signed acceptance of the pricing on our order acknowledgement. Lead time starts once order is finalized.

Freight Charges:

The shipping charges on your invoice may differ from those on your acknowledgement. This is largely due to instability in today's fuel economy. Please understand that these charges are assessed by the carrier, not Treasure Garden Inc. These charges can sometimes include fuel surcharges, lift gate, extra delivery charges, as well as standard pallet fees (up to \$39 each), box pallet fees (\$45 each) which may or may not have been indicated on the preliminary freight quotes. The pallet fees may increase depending on the cost of these items. If the freight charges are prepaid & added to your invoice, the shipping charges may include any applicable pallet charges. To ensure the most economic freight for our customers, we compare (on your behalf) two to three different carriers before selection. If we ship your orders freight collect or 3rd party billing we will bill your company for any applicable pallet charges.

Changes/Cancellations:

No cancellations, changes, additions or holds can be accepted for an order for which materials have been specifically ordered or produced. Cancellations and/or changes of product or shipping dates on EARLY BUY orders must be received at our office within 30 days of the acknowledgement date. Cancellations and/or changes of product or shipping dates on IN SEASON and SPECIALTY orders must be received within 5 business days of the acknowledgement date. Cancellations and/or changes of product or shipping dates on TG EXPRESS orders must be received within 2 business days of the acknowledgement date. NO EXCEPTIONS. Orders that do not follow these guidelines will be charged a 25% re-stocking or handling fee. We cannot guarantee that purchase orders added to an existing order will be shipped together. If items are added to an order or an item on an order is changed, the entire order may be rescheduled as of the date of the change. This may result in a later ship date than the original order. In the event an order is refused and returned to us, a 25% restocking/handling fee may be assessed in addition to the inbound and outbound freight charges.

Container Orders:

Due to the special pricing on container orders, all containers must be prepaid via wire transfer or paid by letter of credit. The purchase of a container may also involve bank charges and other charges unrelated to the price of the product including but not limited to duties, storage, shipping and transportation charges, third party inspection charges whether inspected at point of origin, point of entry or point of delivery. Once your purchase order is sent in, we start reviewing and scheduling your order into our production schedule. It is important that you inform the Baldwin Park office of any order changes within 14 days from when your order is sent in. After reviewing your purchase order, we will mail or fax an order acknowledgement with your payment instructions.

We must be informed of any discrepancies or revisions to CONTAINER ORDERS within 14 days of sales order acknowledgement date.

No cancellations are allowed. When placing orders, please be mindful of Chinese New Year. Generally, our manufacturing schedule is tight around that time.

Order Scheduling:

Deliveries are subject to fire, storm, flood, war, rebellion, riot, strike or labor trouble, interruptions to transportation, perils of navigation, damage to factory, equipment of facilities, governmental mandates, including the exercise of acts of God, failure of our sources of supply in whole or in

part and other cause beyond our control. We shall not be liable for any damages or failure or delay in delivery due to any such causes. If possible we will attempt to ship merchandise the week of the requested ship dates. However, in order to maintain an orderly schedule, we reserve the right to schedule the merchandise to the nearest available production schedule and to ship accordingly. Our regular business days are Monday through Friday.

Back Order/Partial Shipments:

Due to the considerable amount of items we offer, we may not initially be able to ship or deliver your entire order. In such event the balance and/or entire order thereof will be back-ordered and shipped and delivered at a subsequent time or times. Standard shipping charges will apply to partial or back order shipments.

Shipments:

IN-SEASON: Our goal is to ship IN SEASON orders within 10-20 business days of the acknowledgement of the order.

EARLY BUY: We will make every effort to ship orders received during the EARLY BUY period within 30 business days of the estimated ship date. All scheduled shipments will be at the factory's convenience.

SPECIALTY/CUSTOM: Our goal is to ship SPECIAL ORDERS within 15 business days of the acknowledgement of your order.

TG EXPRESS: Our goal is to ship TG EXPRESS orders within 5 business days of the acknowledgement of the order. Large quantities may result in partial shipments. This is a goal, not a guarantee – and may be slightly affected by availability of fabrics & consumer demands.

ALL SHIPMENTS - Treasure Garden Inc. shall, in the event of no routing instructions from the buyer; select a carrier, which it feels, can adequately handle each shipment.

Early Buy Orders:

The deadline for the 2016 Season Early Buy Program is December 31, 2015. These dates are subject to change depending on our production schedule. Due to the special pricing and payment terms of the Early Buy order, we are unable to restrict or limit the shipping dates; you must be prepared to accept shipment of the Early Buy order at our convenience as indicated above. There is a minimum of \$5,000 for Early Buy orders. Ask your Sales Representative for details on our EARLY BUY program.

Freight Claims:

All merchandise is delivered to the carrier in factory new condition. Our FOB shipping points are Baldwin Park, CA or Ningbo, China.

The FOB location depends on your order type and product availability. The carrier accepts responsibility for the safe delivery upon acceptance of the shipment. Treasure Garden should be notified immediately regarding any claims. Claims for loss or damage sustained in transit must be filed by you, as follows:

Apparent Damage:

It is your responsibility to accept the merchandise and file a claim with the carrier. Make a notation on the Bill of Lading as to the nature and extent of the damage and obtain a signature of the carrier's agent. (Failure to adequately describe this information may result in the carrier refusing to honor the claim). Request a claim form from the delivering carrier and file your claim immediately.

Concealed Damage:

If damage is discovered when unpacking the merchandise, immediately mark the damaged area and submit a written request for the carrier to inspect. Attach a copy of the concealed damage information. Do not remove the merchandise from the original carton until the carrier inspection is complete.

Shortage:

It is your responsibility to inspect all merchandise and to file claims with the carrier in the occurrence of product shortage. Make a notation on the Bill of Lading as to the number of cartons short. Treasure Garden Inc. must also be notified immediately of any shortages. File claim with the delivery carrier immediately. No claims for shortages, damaged items or errors will be honored unless it is made in writing on the Bill of Lading upon receipt of the shipment. Failure to make a claim on the Bill of Lading may constitute a waiver of your rights to a refund or credit.

Return Goods:

No returns will be accepted without a written Return Authorization (RA#) from the factory. It is your responsibility to follow routing instructions. Please fax in a request for an RA#, your request should include the following information:

- Company name, contact name, number & store hours
- The Treasure Garden Inc. invoice and/or acknowledgement
- The item no., number of units to be returned and carton total
- The reason for the return
- Which carrier will be returning the goods and the date of the shipment

Any item that is returned for credit that is not under our warranty policy is subject to a 25% restocking fee and must be properly packaged plus inbound and outbound freight charges, if applicable. Any item that is returned for repair or replacement that is not under our warranty policy is subject to the applicable repair charges listed in our other fees section.

Payments:

Payment will be accepted in US Dollars only. If a deposit or pre-payment is paid by a standard business check from a Domestic bank institution, please allow 2-5 business days from our deposit date for your funds to clear. If paid by a standard business check from an International bank institution, please allow 4-6 weeks for our deposit date for your funds to clear. If your deposit is prepaid via wire transfer, please allow 1 business day for your funds to clear. Invoice payments should be mailed prior to the due date and sent to our corporate office in Baldwin Park, CA. Payments made in a different manner may be delayed.

Disputes/Billing Discrepancies:

In the event of a billing or receiving dispute, please contact us within 10 business days of the invoice or receiving date with an explanation of the discrepancy. Such disputes can include charges for items that were billed but not received, charges for product that was received but not ordered, charges for items that were returned, refused, credited, or shipments that have a freight claim pending. After the 30 day period, we may not be able to locate the necessary information or assist you in resolving the dispute or billing discrepancy. This procedure applies to both domestic and import orders.

Errors:

There may be errors in the prices, descriptions or images of certain merchandise in our catalog or sales material. We reserve the right to restrict orders of those items.

Other Fees:

These fees apply to both contract accounts and retail dealers.

- Non-warranty repairs are subject to a labor charge of \$25 per hour plus applicable parts, inbound and out bound freight charges. Please allow at least 5 business days for processing.
- A \$15 handling fee will be added to any purchase under \$50. To avoid this fee, please accumulate your product needs and place orders together.

DOES NOT APPLY TO PARTS, FABRIC BY THE YARD OR DISPLAY STANDS.

- A \$15 drop shipment fee will be added to drop shipment orders. We can drop ship orders to US addresses only. The appropriate sales and use tax will be added to the orders unless we have a resale certification for the state that the items are being shipped to. Depending on the item, additional delivery charges may apply. Treasure Garden Inc. reserves the right to rescind or modify, at its sole discretion, drop shipments or the drop shipment of specific items.
- A \$25 service charge will be assessed on any returned check.
- Pallet fees, residential delivery fees, lift-gate fees, and "call before delivery" fees vary depending on the carrier. Pallet fees may be billed to your invoice if your order is sent freight collect or 3rd party billing.

Shipping:

Most Treasure Garden products can be shipped using parcel companies (**UPS, FedEx or other**). Some of our larger or heavier products however, must be shipped with a trucking company.

Identified with the "Truck Only" icon.



Please note that Treasure Garden Inc., reserves the right to alter or modify product styles and to discontinue frames and fabrics without notice. For more information about

Treasure Garden Inc. products, please contact us at:
(626) 814-0168 or email: info@treasuregarden.com

Product Information Guarantee/Warranty

Guarantee:

Treasure Garden items are designed for residential use and are not warranted for commercial applications (unless specified for Commercial use).

LIMITED WARRANTY (Frames and Accessories):



One (1) year

AG28 Cantilever style
AG 19/AG 19SQ Cantilever styles
Push Button Tilt styles
Quad Pulley Lift – UM8091 style
Umbrella Lights
Umbrella Bases & Accessories
Protective Furniture Covers
Outdoor Rug styles



Two (2) years

AKZ/AKZSQ/AKZRT Cantilever styles
Starlight Collar Tilt – UM80__SL series
Collar Tilt – UM80__ series
Shanghai Collar Tilt – USA459 style
Auto Tilt – UM810_ series
Auto Tilt – UM8810RT style
Crank Lift – UM8811RT style



Three (3) years

UCP styles – UCP40_ series

Includes: Frame, ribs, finial, tilt, cord, crank handle, housing, canopy and rib pocket seams. If a defect in the original material or workmanship appears during the warranty period on any Treasure Garden product; Treasure Garden, at its option, will repair or replace the product without charge.

Requests for returns must be FAXED in to **(888) 821-8868** - Attn.: Customer Service or contact a Customer Service Representative.

Fabric (Furniture Grade) Limited Warranty:

The following fabric lines have a limited warranty against fading for:
5 years - Sunbrella®/Outdura®/Sunbry®/Bella-Dura®/Docril®
4 years - O'bravia®
2 years - Solefin®



shademaker Limited Warranty

Requests for returns must be FAXED in to **(888) 821-8868** - Attn.: Customer Service or contact a Customer Service Representative.

1 Year Limited Warranty:

Commercial Bases & Mount Kits

Fabric (Awning Grade) Limited Warranty:

The following fabric lines have a limited warranty for:
10 years - Sunbrella® Awning
5 years - O'bravia® Awning

What Is NOT Covered:

Failure caused by unreasonable or abusive use, or failure caused by neglect of reasonable and necessary care are not covered by this warranty. Additionally, acts of nature (including but not limited to wind, hurricanes, tornadoes, and storms) are not covered by this warranty. This warranty covers return freight of any warranted product only for the first year. This warranty gives you specific legal rights and you may have other rights which vary from state to state.

Wind Damage:

Treasure Garden highly recommends that no umbrella, regardless of size or weight, ever be left unattended in the open position. In windy conditions, it is further recommended that umbrellas be closed, removed from their base, and stored, or laid horizontally. This will reduce the risk of damage to your umbrella, furniture, and other belongings or property. To ensure stability of your umbrella, please observe proper placement, and use sufficient weight (base). This catalog contains minimum recommendations for necessary weight; but this can vary, depending on the conditions in your particular area.

Wind Damage is NOT covered under our Limited Warranty.

Irregularities in Production Process:

The possibility of "Irregularities" in the product surface may occur during the production process. However, these irregularities do not reduce the quality of the product. Treasure Garden monitors every stage of production to ensure a clean and consistent appearance on every part.

Rust:

Rust is a natural part of the aging process of all Steel or Iron based materials and is therefore NOT considered a defect. Treasure Garden Cast Iron & Steel plate bases are designed to require minimum maintenance. Bases should be kept clean. Do not let dirt build up on the bases. Cleaning with mild soap and water, and seasonal touch-up of any scratches, chips or occasional rust seepage from crevices or hidden, un-finishable surfaces inherent in some designs is all that is required. Touch Up paint in matching frame colors are available through your retail dealer. Never leave bases standing in water. To keep your bases looking their best, you may wish to store them when not in use for an extended period of time.

THE SELLER DISCLAIMS ANY IMPLIED WARRANTY OF MERCHANTABILITY.

NOTE: Wind Damage is NOT covered under our Limited Warranty.



COM Requirement Form

Fax Request to 888.821.8868

Please fill in all fields. Shaded areas to be filled by TG.

PO# _____

Company: _____
 Contact: _____
 Address: _____
 City, State, Zip: _____
 Phone/Fax: _____

Customer# _____
 Written By _____
 Fax Date _____

Fabric Shipping From:
 Name: _____
 Phone: _____

Ship fabric to: Treasure Garden, Inc.
 13401 Brooks Drive
 Baldwin Park, CA 91706
 626-814-0168

Qty.	Umbrella Item No.	Fabric No.	Fabric Name	Fabric Mfg.	Fabric Type Awning / Outdoor	Description	Stripes* Y / N	Repeat Y / N	Width 48" / 54"	Yardage Required	Proceed Y / N

*No Railroad

PLEASE NOTE:

- Must submit a 9" x 18" swatch to ensure fabric can be used for a requested umbrella. For stripes, please include the whole repeat.
- Striped fabric must be ordered in pairs. • No stripes on rectangle or Shanghai umbrellas.
- COM orders will not be scheduled for production until the fabric is received. You will receive a revised acknowledgment with your anticipated ship date once the fabric arrives.
- If the fabric is sent directly from an outside source, information regarding your order must be included to match the fabric to your PO.
- COM fabric received without reference to a purchase order number may be refused.
- We will request additional yardage at necessary or return unused COM.

Please include a copy of this COM form with your Purchase Order when submitting.

- No returns will be allowed. • Warranty does not apply to COM fabric.

[COM = Customer's Own Material]

revised 0015



13401 Brooks Drive, Baldwin Park, CA 91706
 Tel. (626) 814-0168 | Fax (626) 814-2001 | Toll Free Fax (888) 821-8868
 email: order@treasuregarden.com | www.treasuregarden.com

SALES ORDER FORM

CUSTOMER: NEW
 EXISTING

ACCOUNT # _____

PO # _____

BILL TO: _____
 COMPANY NAME

 ADDRESS

 CITY STATE ZIP

 PHONE

SHIP TO: _____
 NAME

 ADDRESS

 CITY STATE ZIP

 PHONE (DESTINATION / SHIP TO ADDRESS)

CHOOSE ONE: RESIDENTIAL COMMERCIAL

PHONE		FAX		ORDER TYPE		<input type="checkbox"/> DROP SHIPMENT (Fee Applies) <input type="checkbox"/> EARLY BUY <input type="checkbox"/> BCEX <input type="checkbox"/> TGEX <input type="checkbox"/> SPECIAL PROMO <input type="checkbox"/> SPECIAL TAG <input type="checkbox"/> CUSTOM	
ORDER DATE	COST FACTOR	BUYER	TERMS	SALES PERSON	REQUESTED SHIP DATE	SHIP VIA	WILL CALL

FOB BALDWIN PARK, CA
 FREIGHT COLLECT
 PREPAY & ADD

ITEM <small>Complete for ALL product categories.</small>		UMBRELLA FABRIC <small>Complete for all UMBRELLA categories.</small>					UNIT PRICE	TOTALS
QTY.	ITEM NO.	FABRIC NUMBER(S) DESCRIPTION(S)	FABRIC GRADE	DESIGNER COVER <input checked="" type="checkbox"/>	SPECIAL INSTRUCTIONS <small>i.e.: Tag Name, Valance, DWV, etc.</small>			
				<input type="checkbox"/> DC ___				
				<input type="checkbox"/> DC ___				
				<input type="checkbox"/> DC ___				
				<input type="checkbox"/> DC ___				
				<input type="checkbox"/> DC ___				
				<input type="checkbox"/> DC ___				
				<input type="checkbox"/> DC ___				
				<input type="checkbox"/> DC ___				
				<input type="checkbox"/> DC ___				
				<input type="checkbox"/> DC ___				
				<input type="checkbox"/> DC ___				
				<input type="checkbox"/> DC ___				
				<input type="checkbox"/> DC ___				
				<input type="checkbox"/> DC ___				

- 1. EARLY BUY = ORDERS BEGIN OCTOBER 1, 2015. ALL EB INVOICES REFLECT NET COSTS.
- 2. BCEX = BASE & COVERS QUICK-SHIP PROGRAM
- 3. TGEX = DOMESTIC QUICK-SHIP PROGRAM - ALL YEAR
- 4. SPECIAL TAG = DEALER ORDER FOR SPECIAL CUSTOMER. TAG WITH CUSTOMER NAME.
- 5. CUSTOM = ORDER REQUESTING NON-STOCK FABRICS OR VALANCE. NO RETURNS.

Written By: _____

Date: ____ / ____ / ____



Shown:

Umbrella:
UM8000

56096 - Astoria Lagoon Stripe 

Treasure Garden, Inc.
13401 Brooks Drive
Baldwin Park, CA 91706
p 626.814.0168
f 888.821.8868
info@treasuregarden.com

Showrooms:

Chicago 1655 Merchandise Mart
High Point 2600 Showplace
Las Vegas World Market C1215

treasuregarden.com

©2015 Treasure Garden, Inc. All Rights Reserved.

TG-PC-715